

# N

BRITTNEY LANIER, SR.



RECORDS

# NEBRASKA

# INDIVIDUAL HONORS & AWARDS

## NSCAA All-Americans

Although the Nebraska soccer program is still young compared with the other powers in women's collegiate soccer, the Huskers have already earned 16 All-America awards from the National Soccer Coaches Association of America in the past 12 seasons.

Midfielder Kari Uppinghouse became Nebraska's first first-team All-American in 1996. Uppinghouse provided a dominant physical presence in the midfield while leading the Huskers to their first NCAA Tournament and a 23-game winning streak as a junior in 1996. Two other Huskers, Lindsay Eddleman – who became Nebraska's first freshman to earn All-America honors – and goalkeeper Rebecca Hornbacher, joined Uppinghouse as All-Americans in 1996.

In 1998, three Huskers earned All-America honors, including Sharolta Nonen, who became the first Nebraska player to become a two-time All-American. Isabelle Morneau and Kim Engesser also added the first honors of their careers.

In 1999, Morneau claimed her second straight second-team NSCAA award, while Nonen became the first Husker to be a three-time All-American.

Jenny Benson earned first-team All-America honors as a senior defender in 2000, after moving from the midfield in the spring. Midfielder Meghan Anderson also earned first-team honors, while forward Christine Latham, the Big 12 Player of the Year, nabbed second-team honors.

Latham scored a conference-high 46 points on 18 goals and 10 assists to earn third-team honors in 2001. She was also named to the third team in 2002, after scoring 35 points on 16 goals and three assists.

Brittany Timko earned third-team All-America honors in 2004 and 2005. A three-time Big 12 Player of the Year, Timko finished the 2004 season with 15 goals, 13 assists and 43 points. In 2005, Timko set a Big 12-record with 21 assists and added 11 goals for a total of 43 points for the second consecutive season.



**Kari Uppinghouse, MF**  
First Team, 1996



**Lindsay Eddleman, F**  
Second Team, 1996



**Rebecca Hornbacher, GK**  
Third Team, 1996



**Sharolta Nonen, D**  
Third Team, 1997  
Second Team, 1998  
First Team, 1999



**Kim Engesser, F**  
Third Team, 1998



**Isabelle Morneau, D**  
Second Team, 1998  
Second Team, 1999



**Meghan Anderson, MF**  
First Team, 2000



**Jenny Benson, D**  
First Team, 2000



**Christine Latham, F**  
Second Team, 2000  
Third Team, 2001  
Third Team, 2002



**Brittany Timko, MF**  
Third Team, 2004  
Third Team, 2005

## Soccer America

### Freshman All-Americans

Lindsay Eddleman, F, 1996

## Soccer Buzz

### Freshman All-Americans

Lindsay Eddleman, first team, F, 1996  
Jenny Benson, third team, MF, 1996  
Sharolta Nonen, third team, D, 1996  
Isabelle Morneau, third team, F, 1996

## All-Central Region (All Teams: 46; First Team: 28)

**2008**  
Carly Peetz, third team, D  
Aysha Jamani, third team, MF

**2006**  
Brittany Timko, first team, F

**2004**  
Brittany Timko, first team, MF  
Nikki Baker, second team, F

**2003**  
Jenna Cooper, third team, D

**2002**  
Christine Latham, first team, F  
Breanna Boyd, second team, D

## 2001

Meghan Anderson, first team, MF  
Christine Latham, first team, F  
Breanna Boyd, first team, D

## 2000

Karina LeBlanc, first team, GK  
Jenny Benson, first team, D  
Breanna Boyd, first team, D  
Meghan Anderson, first team, MF  
Christine Latham, first team, F

## 1999

Isabelle Morneau, first team, D  
Sharolta Nonen, first team, D  
Amy Walsh, first team, MF  
Meghan Anderson, first team, MF  
Lindsay Eddleman, second team, F  
Jenny Benson, second team, MF

## 1998

Kim Engesser, first team, F  
Isabelle Morneau, first team, D  
Sharolta Nonen, first team, D  
Amy Walsh, second team, MF  
Meghan Anderson, third team, MF  
Lindsay Eddleman, third team, F

## 1997

Kim Engesser, first team, F  
Tanya Franck, first team, D  
Sharolta Nonen, first team, D  
Kari Uppinghouse, first team, MF  
Jenny Benson, second team, MF  
Rebecca Hornbacher, second team, GK

## 1996

Jenny Benson, first team, MF  
Lindsay Eddleman, first team, F  
Rebecca Hornbacher, first team, GK  
Isabelle Morneau, first team, F  
Kari Uppinghouse, first team, MF  
Heather Brown, second team, D  
Kristen Gay, second team, MF  
Becky Hogan, third team, F  
Sharolta Nonen, third team, D

## 1995

Kari Uppinghouse, first team, MF  
Heather Brown, second team, D  
Tanya Wright, third team, MF

# INDIVIDUAL HONORS & AWARDS



## Big 12 Conference Player of the Year

Brittany Timko, F, 2004, 2005, 2006\*  
(co-player of the year)  
Christine Latham, F, 2000, 2001  
Sharolta Nonen, D, 1999  
Kim Engesser, F, 1998  
Kari Uppinghouse, MF, 1996\*  
(co-player of the year)

## All-Big 12 Conference

(All Teams: 65; First Team: 40)

### 2008

Aysha Jamani, first team, MF  
Carly Peetz, second team, D  
Molly Thomas, all-newcomer team, F

### 2006

Brittany Timko, first team, F  
Tanya Dennis, second team, D  
Aysha Jamani, second team, F  
Carly Peetz, all-newcomer team, D

### 2005

Sasha Andrews, first team, D  
Aysha Jamani, second team, F  
Brittany Timko, first team, F  
Aysha Jamani, all-newcomer team, F

### 2004

Sasha Andrews, first team, D  
Tanya Dennis, first team, D  
Brittany Timko, first team, F  
Sasha Andrews, all-newcomer team, D

### 2003

Jenna Cooper, first team, D  
Jessie Bruch, all-newcomer team, MF

### 2002

Christine Latham, first team, F  
Breanna Boyd, first team, D  
Nikki Baker, all-newcomer team, F  
Katie Bunkers, all-newcomer team, D  
Pam Karakusis, all-newcomer team, D

### 2001

Meghan Anderson, first team, MF  
Christine Latham, first team, F  
Erin Miller, second team, GK  
Kori Saunders, second team, F  
Jenna Cooper, all-newcomer team, D

### 2000

Breanna Boyd, first team, D  
Jenny Benson, first team, D  
Meghan Anderson, first team, MF  
Christine Latham, first team, F  
Karina LeBlanc, second team, GK  
Christine Gluck, second team, D  
Kori Saunders, second team, MF  
Kelly Rheem, second team, F

### 1999

Meghan Anderson, first team, MF  
Jenny Benson, first team, MF  
Lindsay Eddleman, first team, F

Isabelle Morneau, first team, D  
Sharolta Nonen, first team, D  
Amy Walsh, first team, MF  
Christine Latham, second team, F  
Kelly Rheem, second team, F

### 1998

Lindsay Eddleman, first team, F  
Kim Engesser, first team, F  
Becky Hogan, first team, MF  
Isabelle Morneau, first team, D  
Sharolta Nonen, first team, D  
Amy Walsh, first team, MF  
Meghan Anderson, second team, MF

### 1997

Jenny Benson, first team, MF  
Lindsay Eddleman, first team, F  
Kim Engesser, first team, F  
Tanya Franck, first team, D  
Isabelle Morneau, first team, MF  
Sharolta Nonen, first team, D  
Kari Uppinghouse, first team, MF  
Rebecca Hornbacher, second team, GK

### 1996

Jenny Benson, first team, MF  
Lindsay Eddleman, first team, F  
Isabelle Morneau, first team, F  
Kari Uppinghouse, first team, MF  
Stephanie Vacek, first team, D  
Kristen Gay, second team, MF  
Rebecca Hornbacher, second team, GK

## All-Big 12 Tournament (31)

**2005**  
Jessie Bruch, MF  
Brittany Timko, F

### 2002

Erin Miller, GK  
Christy Harms, D (Defensive MVP)  
Jenna Cooper, D  
Katie Bunkers, D  
Christine Latham, F (Offensive MVP)

### 2001

Meghan Anderson, MF  
Kori Saunders, MF  
Christine Latham, F

### 2000

Jenny Benson, D  
Meghan Anderson, MF  
Christine Latham, F  
Christy Harms, F

### 1999

Meghan Anderson, MF  
Jenny Benson, MF  
Christine Gluck, D  
Isabelle Morneau, D  
Sharolta Nonen, D (Defensive MVP)

### 1998

Lindsay Eddleman, F

Becky Hogan, MF  
Isabelle Morneau, D (Defensive MVP)  
Sharolta Nonen, D

### 1997

Jenny Benson, MF  
Kim Engesser, F  
Sharolta Nonen, D  
Kari Uppinghouse, MF

### 1996

Jenny Benson, MF  
Rebecca Hornbacher, GK  
Isabelle Morneau, F  
Kari Uppinghouse, MF

## CoSIDA Academic All-Americans

### 2001

Meghan Anderson, second team, MF  
Shannon Tanaka, second team, MF

## NCAA Academic All-American

### 2002

Breanna Boyd, first team, D

## Academic All-Big 12

(All Teams: 94; First Team: 83)

### 2008

Anna Caniglia, first team, D  
Michaela Fulmer, first team, F  
Colleen Goetzmann, first team, MF  
Katie Goetzmann, first team, MF  
Selenia Iacchelli, first team, MF  
Aysha Jamani, first team, MF  
Brittney Lanier, first team, MF  
Carly Peetz, first team, D  
Brittany Pfeil, first team, GK  
Lindsay Poehling, first team, D  
Shay Powell, first team, F  
Sari Raber, first team, MF  
Blair Slapper, first team, D  
Anna White, first team, MF  
Lauren Isenhower, second team, MF

### 2007

Anna Caniglia, first team, D  
Selenia Iacchelli, first team, MF  
Brittney Lanier, first team, F  
Carly Peetz, first team, D  
Lindsay Poehling, first team, D  
Shay Powell, first team, F  
Sari Raber, first team, MF  
Jessie Bruch, second team, MF  
Abby Penas, second team, D

### 2006

Jessie Goodell, first team, F  
Selenia Iacchelli, first team, MF  
McKensie Kirchner, first team, MF  
Ali Lokanc, first team, MF  
Lindsay Poehling, first team, D  
Sari Raber, first team, MF  
Tanya Dennis, second team, D

### 2005

Katie Bunkers, first team, D  
Vern Fitzgerald, first team, MF

Meghan Hungerford, first team, F  
Abby Penas, second team, D

### 2004

Sasha Andrews, first team, D  
Katie Bunkers, first team, D  
Lindsey Ingram, first team, MF  
Vern Fitzgerald, second team, MF  
Kari Hogan, second team, F

### 2003

Katie Bunkers, first team, D  
Christy Harms, first team, D  
Lindsey Ingram, first team, MF  
Pam Karakusis, first team, D  
Amber Richardson, first team, MF

### 2002

Breanna Boyd, first team, D  
Leah Lamale, first team, F  
Christy Harms, first team, D  
Kelly Haxton, first team, D  
Paige Phillips, first team, MF  
Helen Fox, first team, F  
Lindsey Ingram, first team, MF  
Erin Miller, first team, GK

### 2001

Meghan Anderson, first team, MF  
Breanna Boyd, first team, D  
Lindsey Greenwood, first team, MF  
Kelly Haxton, first team, F  
Erin Miller, first team, GK  
Paige Phillips, first team, MF  
Becky Preston, first team, D  
Kelly Rheem, first team, F  
Kori Saunders, first team, F  
Shannon Tanaka, first team, MF  
Danica Carey, second team, MF  
Christy Harms, second team, F

### 2000

Meghan Anderson, first team, MF  
Breanna Boyd, first team, D  
Danica Carey, first team, F  
Karina LeBlanc, first team, GK  
Paige Phillips, first team, MF  
Becky Preston, first team, F  
Kelly Rheem, first team, F  
Shannon Tanaka, first team, MF  
Lauren Tatum, first team, F  
Najah Williams, first team, F

### 1999

Meghan Anderson, first team, MF  
Karina LeBlanc, first team, GK  
Isabelle Morneau, first team, D  
Becky Preston, first team, F  
Kelly Rheem, first team, F  
Shannon Tanaka, first team, F  
Lauren Tatum, first team, F  
Amy Walsh, first team, MF

### 1998

Kim Engesser, first team, F  
Karina LeBlanc, first team, GK

# INDIVIDUAL HONORS & AWARDS

Isabelle Morneau, first team, D  
Sandy Smith, first team, MF  
Lauren Tatum, first team, F  
Amy Walsh, honorable mention, MF

## 1997

Heather Brown, first team, D  
Tanya Franck, first team, D  
Rebecca Hornbacher, first team, GK  
Isabelle Morneau, first team, MF  
Lynne Officer, first team, D  
Sandy Smith, first team, MF  
Stephanie Vacek, honorable mention, D

## 1996

Heather Brown, first team, D  
Lynne Officer, first team, D  
Kim Ratliff, first team, F  
Sandy Smith, first team, MF  
Stephanie Vacek, first team, D  
Tanya Franck, honorable mention, D  
Rebecca Hornbacher, honorable mention, GK

## Big Eight Academic Honor Roll

### 1995-96

Heather Brown, D  
Tanya Franck, D  
Lynne Officer, D  
Kim Ratliff, F  
Brenda Sieczkowski, D  
Sandy Smith, MF  
Stephanie Vacek, D

## Husker Player Awards

### Most Valuable Player

2005 - Sasha Andrews/Brittany Timko  
2004 - Brittany Timko  
2003 - Jenna Cooper  
2002 - Christine Latham  
2001 - Meghan Anderson  
2000 - Jenny Benson  
1999 - Sharolta Nonen  
1998 - Kim Engesser  
1997 - Jenny Benson  
1996 - Kari Uppinghouse  
1995 - Heather Brown/Kari Uppinghouse  
1994 - Brenda Sieczkowski

### Jenna Cooper Award

2005 - Katie Bunkers  
2004 - Jenna Cooper

### Inspiration Award

2003 - Christy Harms  
2002 - Leah Lamale  
2001 - Meghan Anderson  
2000 - Christine Gluck  
1999 - Amy Walsh  
1998 - Heather Brown  
1997 - Tanya Franck  
1996 - Tanya Wright  
1995 - Tanya Franck  
1994 - Jamie Riley

### Aerobic Power Award

2004 - Abby Penas

2003 - Christy Harms  
2002 - Christy Harms  
2001 - Christy Harms  
2000 - Christy Harms  
1999 - Amy Walsh  
1998 - Amy Walsh  
1997 - Becky Hogan  
1996 - Becky Hogan  
1995 - Sandy Smith  
1994 - Stephanie Vacek

### Top Point Getter Award

2008 - Shay Powell  
2007 - Shay Powell  
2006 - Brittany Timko  
2005 - Brittany Timko  
2004 - Brittany Timko  
2003 - Jessie Bruch  
2002 - Christine Latham  
2001 - Christine Latham  
2000 - Christine Latham  
1999 - Meghan Anderson  
1998 - Kim Engesser  
1997 - Kim Engesser  
1996 - Kari Uppinghouse  
1995 - Becky Hogan  
1994 - Danielle Boswell

### Top Goal Scorer

2008 - Shay Powell  
2007 - Shay Powell  
2006 - Brittany Timko  
2005 - Brittany Timko  
2004 - Brittany Timko  
2003 - Jessie Bruch  
2002 - Christine Latham  
2001 - Christine Latham  
2000 - Christine Latham  
1999 - Meghan Anderson  
1998 - Kim Engesser  
1997 - Kim Engesser  
1996 - Kari Uppinghouse  
1995 - Kristen Gay  
1994 - Danielle Boswell

### Citizenship Award

2003 - Iman Haynes  
2002 - Leah Lamale/Paige Phillips

### Top All-Around Player

2000 - Meghan Anderson/Jenny Benson  
1999 - Sharolta Nonen  
1998 - Isabelle Morneau /Sharolta Nonen  
1997 - Sharolta Nonen/Kari Uppinghouse  
1996 - Sharolta Nonen  
1995 - Kari Uppinghouse  
1994 - Tanya Franck

### Most Creative Player

2000 - Meghan Anderson/Kelly Rheem  
1999 - Jenny Benson  
1998 - Meghan Anderson  
1997 - Jenny Benson  
1996 - Jenny Benson  
1995 - Erica De Vitis  
1994 - Tanya Wright

### Most Consistent Player

2000 - Breanna Boyd  
1999 - Sharolta Nonen/Amy Walsh  
1998 - Sharolta Nonen  
1997 - Rebecca Hornbacher  
1996 - Rebecca Hornbacher  
1995 - Heather Brown  
1994 - Tara Herbrik

### Most Improved Player

2001 - Erin Miller  
1999 - Karina LeBlanc  
1998 - Isabelle Morneau

### Toughness Award

2000 - Breanna Boyd/Christine Latham  
1999 - Lindsay Eddleman/Isabelle Morneau  
Amy Walsh  
1998 - Christine Gluck  
1997 - Stephanie Vacek  
1996 - Kim Ratliff  
1995 - Tanya Wright  
1994 - Kim Ratliff

### Aerial Power Award

2002 - Kori Saunders  
2001 - Kori Saunders/Christine Latham  
2000 - Breanna Boyd  
1999 - Amy Walsh  
1998 - Kristen Gay  
1997 - Tanya Franck  
1996 - Tanya Franck  
1995 - Kari Uppinghouse  
1994 - Kristina Ritterbush

### Team Spirit Award

2004 - Shaylynn Milbourn  
2003 - Iman Haynes  
2001 - Shannon Tanaka  
2000 - Shannon Tanaka  
1999 - Kelly Rheem  
1998 - Sandy Smith  
1997 - Lynne Officer  
1996 - Kristen Gay/Sandy Smith  
1995 - Lynne Officer  
1994 - Dixie Wehrman

### Husker Power Award

2005 - Tanya Dennis  
2003 - Brooke Bredenber  
2002 - Amber Richardson  
2001 - Erin Miller  
2000 - Paige Phillips  
1999 - Paige Phillips  
1998 - Christine Gluck  
1997 - Sandy Smith  
1996 - Lynne Officer  
1995 - Kim Ratliff  
1994 - Kim Ratliff

### Blue Collar Award

2000 - Meghan Anderson  
1999 - Amy Walsh



Tanya Franck was named to the All-Big 12 first team and All-Central Region first team in 1997, as well as earning numerous honors in the classroom.

# BEYOND NEBRASKA



## Huskers in the World Cup

Beginning in 1991, the best women's soccer players in the world have battled for the Women's World Cup every four years in front of hundreds of thousands of soccer fans in stadiums across the globe.

Canada is one of 16 teams that qualified for World Cup competition in 1999, 2003 and 2007 thanks in large part to former Huskers filling the Canadian roster.

Husker Head Coach John Walker made his debut with the Canadian World Cup team as an assistant coach in 1999. He was joined on that team by five of his former NU athletes.

In 2003, seven former and future Huskers made the 20-player roster. The Husker-heavy squad played to the semifinal match, where it was defeated by Sweden, putting it up against the United States in the consolation finals where it lost 3-1. Four Huskers earned roster spots in 2007.

In all, nine former Huskers have played on women's soccer's grandest stage in the Women's World Cup.

## 2007 Women's World Cup

Four former NU greats made repeat appearances on the 2007 Canadian National Team. Tanya Dennis saw the most game action, as she appeared in three matches, while Brittany Timko and Amy Walsh each played in one game. Karina LeBlanc rounded out the Huskers to make the squad. Canada failed to advance past pool play, losing 2-1 to Norway to open the World Cup, before rebounding with a 4-0 win over Ghana. Canada scored just 37 seconds into its third match, but Australia rebounded to tie the game at two. The tie provided Australia the one point it needed to advance into the quarterfinals and edge out Canada.

## 2003 Women's World Cup

Former Huskers Brittany Timko, Tanya Dennis and Sasha Andrews all saw action on the pitch for Canada in its fourth-place finish in the 2003 FIFA Women's World Cup, the Canadian's best finish in history.

Timko played all 540 minutes in six contests of the World Cup and notched one assist in the tournament. Dennis played 450 minutes in the back in the first five games before suffering a concussion.

Former Husker All-American Christine Latham was responsible for three of Canada's 10 goals during the tournament, including two goals in a 3-0 win over Argentina.

Making repeat appearances on the Canada World Cup squad in 2003 were All-America defenders Sharolta Nonen and Isabelle Morneau, and All-America goalkeeper Karina LeBlanc. All-American Breanna Boyd made the original roster, but did not compete because of an injury.

## 1999 Women's World Cup

All-America defenders Sharolta Nonen and Isabelle Morneau, All-Big 12 midfielder Amy Walsh and All-Big 12 defender Tanya Franck earned spots in Canada's starting lineup, while All-American Karina LeBlanc played a key role as a reserve on a talented Canadian squad. In addition to the Huskers on the field, Nebraska Head Coach John Walker represented the Huskers on the sideline as an assistant coach with the Canadian National Team.



**Sasha Andrews**  
Defender  
Canada, 2003



**Tanya Dennis**  
Defender  
Canada, 2003, 2007



**Tanya Franck**  
Defender  
Canada, 1999



**Christine Latham**  
Forward  
Canada, 2003



**Karina LeBlanc**  
Goalkeeper  
Canada, 1999, 2003, 2007



**Isabelle Morneau**  
Defender  
Canada, 1995, 1999, 2003



**Sharolta Nonen**  
Defender  
Canada, 1999, 2003



**Brittany Timko**  
Midfielder  
Canada, 2003, 2007



**Amy Walsh**  
Midfielder  
Canada, 1999, 2007

## Huskers in the Pros

With stellar collegiate careers behind them, several Huskers chose to continue their playing days at the professional level. Eleven former Nebraska soccer players were drafted into the Women's United Soccer Association (WUSA), an eight-team league that ran from 2000 to 2003, while three former Huskers play in Women's Professional Soccer (WPS), a seven-team league that started in the spring of 2009. NU is one of six schools to have at least two former players drafted in the WPS, and only seven programs have more players in the league.

"We had 11 former Nebraska players in the Women's United Soccer Association (WUSA), so it is great to see the tradition of former Huskers playing professional soccer continued in the new WPS," Nebraska Head Coach John Walker said. "[LeBlanc and Latham] are talented players and have shown, with their national team and previous professional playing experience, they will succeed in the WPS."

## Nebraska Draftees

### WUSA

Athlete	Team	Position	Round	Pick No.	Year
Breanna Boyd	Carolina Courage	Defender	1	8	2002
Christine Latham	San Diego Spirit	Forward	Discovery Player		2002
Becky Hogan	Boston Breakers	Defender	3	19	2001
Meghan Anderson	Carolina Courage	Midfielder	3	20	2001
Sharolta Nonen	Atlanta Beat	Defender	3	17	2000
Jenny Benson	Philadelphia Charge	Midfielder	3	18	2000
Karina LeBlanc	Boston Breakers	Goalkeeper	3	21	2000
Amy Walsh	Bay Area Cyber Rays	Midfielder	3	24	2000
Lindsay Eddleman	Boston Breakers	Forward	13	102	2000
Rebecca Hornbacher	New York Power	Goalkeeper	13	110	2000
Kim Engesser	Atlanta Beat	Forward	14	113	2000

### WPS

Athlete	Team	Position	Round	Pick No.	Year
Karina LeBlanc	Los Angeles Sol	Goalkeeper	1	5	2009
Christine Latham	Boston Breakers	Forward	Discovery Player		2009
Sharolta Nonen	Los Angeles Sol	Defender	Signed in July as a free agent		2009



**WOMEN'S  
PROFESSIONAL  
SOCCER**



# INDIVIDUAL SEASON RECORDS



## Offensive Leaders

Points		
No.	Player (Year)	Points
1.	Kim Engesser (1998)	61
2.	Christine Latham (2000)	57
3.	Kim Engesser (1997)	55
4.	Meghan Anderson (1999)	54
5.	Kari Uppinghouse (1996)	48
6.	Christine Latham (2001)	46
7.	Brittany Timko (2004)	43
	Brittany Timko (2005)	43
9.	Lindsay Eddleman (1996)	42
10.	Isabelle Morneau (1996)	39
	Kari Uppinghouse (1997)	39
	Meghan Anderson (2000)	39

## Goals

No.	Player (Year)	Goals
1.	Kim Engesser (1998)	27
2.	Kim Engesser (1997)	26
3.	Christine Latham (2000)	23
4.	Meghan Anderson (1999)	21
5.	Kari Uppinghouse (1996)	19
6.	Christine Latham (2001)	18
7.	Lindsay Eddleman (1996)	17
	Isabelle Morneau (1996)	17
9.	Christine Latham (2002)	16
10.	Brittany Timko (2004)	15

## Game-Winning Goals

No.	Player (Year)	GWG
1.	Kim Engesser (1998)	8
	Christine Latham (2000)	8
	Christine Latham (2002)	8
4.	Kari Uppinghouse (1996)	7
5.	Kari Uppinghouse (1997)	6
6.	Danielle Boswell (1994)	5
	Jenny Benson (1996)	5
	Lindsay Eddleman (1998)	5
	Meghan Anderson (1999)	5
	Christine Latham (2001)	5
	Nikki Baker (2004)	5

## Assists

No.	Player (Year)	Assists
1.	Brittany Timko (2005)	21
2.	Jenny Benson (1999)	17



Two-time All-American Isabelle Morneau is tied for seventh on Nebraska's season goals list with 17 in 1996.

3.	Sharolta Nonen (1999)	16
4.	Meghan Anderson (2000)	15
	Kelly Rheem (2000)	15
6.	Meghan Anderson (2001)	14
	Jenna Cooper (2003)	14
8.	Jenny Benson (1996)	13
	Brittany Timko (2004)	13
10.	Meghan Anderson (1999)	12
	Lindsay Eddleman (1999)	12

## Game-Winning Assists

No.	Player (Year)	GWA
1.	Brittany Timko (2005)	8
2.	Brittany Timko (2004)	6
3.	Meghan Anderson (2000)	5
	Christine Latham (2001)	5
5.	Sharolta Nonen (1998)	4
	Sharolta Nonen (1999)	4
	Jenna Cooper (2002)	4

## Shots

No.	Player (Year)	Shots
1.	Christine Latham (2000)	118
2.	Christine Latham (2001)	117
3.	Christine Latham (2002)	111
4.	Meghan Anderson (2000)	103
5.	Lindsay Eddleman (1996)	102
6.	Meghan Anderson (1999)	99
7.	Kim Engesser (1998)	98
8.	Isabelle Morneau (1996)	97
9.	Meghan Anderson (2001)	94
10.	Brittany Timko (2005)	93

## Shots on Goal

No.	Player (Year)	SOG
1.	Lindsay Eddleman (1996)	64
2.	Christine Latham (2000)	60
3.	Christine Latham (2002)	56
4.	Isabelle Morneau (1996)	55
5.	Meghan Anderson (1999)	54
6.	Meghan Anderson (2000)	51
7.	Kari Uppinghouse (1996)	50
	Kim Engesser (1997)	50
9.	Christine Latham (2001)	49
10.	Brittany Timko (2005)	47

## Goalkeeping Leaders

### Goals-Against Average (Minimum 1,200 minutes in goal)


No.	Player (Year)	GAA
1.	Karina LeBlanc (2000)	0.40
2.	Rebecca Hornbacher (1996)	0.51
	Karina LeBlanc (1999)	0.51
4.	Karina LeBlanc (1998)	0.70
5.	Erin Miller (2002)	0.77

### Fewest Goals Allowed (Minimum 1,200 minutes in goal)

No.	Player (Year)	Goals
1.	Karina LeBlanc (2000)	9
2.	Rebecca Hornbacher (1996)	11
3.	Karina LeBlanc (1999)	13
4.	Karina LeBlanc (1998)	14
5.	Rebecca Hornbacher (1997)	15

## Saves

No.	Player (Year)	Saves
1.	Erin Miller (2002)	130
2.	Erin Miller (2001)	109
3.	Katie Wright (2004)	108
4.	Jamie Klages (2005)	88
5.	Rebecca Hornbacher (1996)	82



All-American Kim Engesser produced Nebraska's best individual offensive season with 61 points on 27 goals, including eight game-winning goals in 1998.

## Wins

No.	Player (Year)	Wins
1.	Rebecca Hornbacher (1996)	23
2.	Karina LeBlanc (1999)	22
	Karina LeBlanc (2000)	22
4.	Rebecca Hornbacher (1997)	18
5.	Erin Miller (2001)	17

## Most Shutouts

No.	Player (Year)	Shutouts
1.	Karina LeBlanc (2000)	14.5
2.	Rebecca Hornbacher (1996)	14
	Erin Miller (2002)	14
4.	Karina LeBlanc (1999)	13
5.	Rebecca Hornbacher (1997)	11
	Karina LeBlanc (1998)	11

## Minutes in Goal

No.	Player (Year)	Minutes
1.	Erin Miller (2002)	2,311
2.	Karina LeBlanc (1999)	2,278
3.	Katie Wright (2004)	2,088
4.	Erin Miller (2001)	2,085
5.	Karina LeBlanc (2000)	2,007

## Games Started in Goal

No.	Player (Year)	Starts
1.	Karina LeBlanc (1999)	25
	Erin Miller (2002)	25
3.	Rebecca Hornbacher (1996)	24
	Karina LeBlanc (2000)	24
5.	Katie Wright (2004)	23
	Erin Miller (2001)	23

# INDIVIDUAL CAREER RECORDS

## Offensive Leaders

Points		Points
No.	Player (Years)	
1.	Christine Latham (1999-00-01-02)	167
2.	Meghan Anderson (1998-99-00-01)	146
3.	Lindsay Eddleman (1996-97-98-99)	127
4.	Brittany Timko (2003-04-05-06)	124
5.	Kim Engesser (1997-98)	116
6.	Kari Uppinghouse (1995-96-97)	104
7.	Jenny Benson (1996-97-99-00)	99
8.	Kelly Rheem (1998-99-00-01)	93
9.	Kori Saunders (1999-00-01-02)	74
10.	Isabelle Morneau (1996-97-98-99)	70

## Goals

No.	Player (Years)	Goals
1.	Christine Latham (1999-00-01-02)	69
2.	Kim Engesser (1997-98)	53
3.	Lindsay Eddleman (1996-97-98-99)	50
4.	Meghan Anderson (1998-99-00-01)	48
5.	Kari Uppinghouse (1995-96-97)	42
6.	Brittany Timko (2003-04-05-06)	41
7.	Nikki Baker (2002-03-04)	30
8.	Kelly Rheem (1998-99-00-01)	29
9.	Kori Saunders (1999-00-01-02)	27
10.	Jenny Benson (1996-97-99-00)	26

## Game-Winning Goals

No.	Player (Years)	GWG
1.	Christine Latham (1999-00-01-02)	23
2.	Kari Uppinghouse (1995-96-97)	15
	Lindsay Eddleman (1996-97-98-99)	15
4.	Kim Engesser (1997-98)	12
5.	Jenny Benson (1996-97-99-00)	10
	Meghan Anderson (1998-99-00-01)	10
	Nikki Baker (2002-03-04-05)	10
	Brittany Timko (2003-04-05-06)	10
9.	Isabelle Morneau (1996-97-98-99)	7
10.	Kelly Rheem (1998-99-00-01)	6
	Sasha Andrews (2004-05)	6



Two-time Big 12 Player of the Year Christine Latham owns Nebraska career school records for points (167), goals (69), game-winning goals (23) and multiple-goal games (17).

## Hat Tricks

No.	Player (Years)	Hat Tricks
1.	Kim Engesser (1997-98)	5
2.	Brittany Timko (2003-04-05-06)	4
3.	Kari Uppinghouse (1995-96-97)	2
	Lindsay Eddleman (1996-97-98-99)	2
	Kelly Rheem (1998-99-00-01)	2
	Meghan Anderson (1998-99-00-01)	2
7.	Danielle Boswell (1994)	1
	Jamie Riley (1994-95)	1
	Kim Ratliff (1994-95-96)	1
	Isabelle Morneau (1996-97-98-99)	1
	Kori Saunders (1999-00-01-02)	1
	Christy Harms (2000-01-02)	1
	Nikki Baker (2002-03-04)	1

## All-Time Hat Tricks


No.	Player (Opponent and Date)
1.	Danielle Boswell vs. Westmar, Sept. 30, 1994
2.	Jamie Riley vs. Kansas, Sept. 22, 1995
3.	Kim Ratliff vs. Florida State, Oct. 8, 1995
4.	Lindsay Eddleman vs. Colorado, Oct. 13, 1996
5.	Kari Uppinghouse vs. Colorado, Oct. 13, 1996
6.	Isabelle Morneau at Missouri, Oct. 18, 1996
7.	Kim Engesser vs. Iowa State, Sept. 18, 1997
8.	Lindsay Eddleman at Duke, Oct. 20, 1997
9.	Kari Uppinghouse at Okla. St., Oct. 24, 1997
10.	Kim Engesser (4) vs. Baylor, Nov. 7, 1997
11.	Kim Engesser vs. Michigan, Nov. 16, 1997
12.	Kelly Rheem vs. Loyola-Chicago, Sept. 25, 1998
13.	Kim Engesser vs. Oklahoma, Oct. 23, 1998
14.	Kim Engesser at Texas Tech, Oct. 30, 1998
15.	Kelly Rheem at Texas Tech, Oct. 30, 1998
16.	Meghan Anderson (4) vs. ORU, Sept. 3, 1999
17.	Christy Harms vs. Drury, Sept. 3, 2000
18.	Kori Saunders vs. Texas A&M, Oct. 14, 2001
19.	Meghan Anderson vs. Texas Tech, Oct. 28, 2001
20.	Brittany Timko vs. N. Colo., Sept. 17, 2004
21.	Brittany Timko at Iowa State, Sept. 26, 2004
22.	Nikki Baker vs. Oral Roberts, Nov. 12, 2004
23.	Brittany Timko at Texas Tech, Oct. 30, 2005
24.	Brittany Timko vs. North Texas, Sept. 8, 2006

## Multiple-Goal Games

No.	Player (Years)	Games
1.	Christine Latham (1999-00-01-02)	17
2.	Kim Engesser (1997-98)	14
3.	Meghan Anderson (1998-99-00-01)	12
4.	Kari Uppinghouse (1995-96-97)	10
	Lindsay Eddleman (1996-97-98-99)	10
6.	Brittany Timko (2003-04-05-06)	9
7.	Nikki Baker (2002-03-04)	6
8.	Kristen Gay (1995-96-97-98)	4
	Isabelle Morneau (1996-97-98-99)	4
	Kelly Rheem (1998-99-00-01)	4
	Kori Saunders (1999-00-01-02)	4

## All-Time Individual Streaks

<b>Games With At Least One Point</b> .....	14
Brittany Timko (Began Oct. 30, 2005; Ended Oct. 1, 2006)	
<b>Games With At Least One Goal</b> .....	7
Christine Latham (Began Oct. 17, 1999; Ended Nov. 14, 1999)	
<b>Games With At Least One Assist</b> .....	7
Meghan Anderson (Began Oct. 8, 1999; Ended Nov. 3, 1999)	
<b>Consecutive Goalkeeper Shutouts By</b> .....	9
Rebecca Hornbacher (Began Sept. 18, 1997; Ended Oct. 24, 1997)	
<b>Consecutive Shutout Minutes</b> .....	820:25
Rebecca Hornbacher (Began Sept. 14, 1997; Ended Nov. 2, 1997)	
<b>Consecutive Games Played</b> .....	94
Meghan Anderson, Becky Preston (Began Sept. 4, 1998; Ended Nov. 24, 2001)	
<b>Consecutive Games Started</b> .....	94
Meghan Anderson (Began Sept. 4, 1998; Ended Nov. 24, 2001)	



All-American Jenny Benson leads Nebraska's career multiple-assist games list with nine from 1996 to 2000.

## Assists

No.	Player (Years)	Assists
1.	Meghan Anderson (1998-99-00-01)	50
2.	Jenny Benson (1996-97-99-00)	47
3.	Brittany Timko (2003-04-05-06)	42
4.	Sharolta Nonen (1996-97-98-99)	35
	Kelly Rheem (1998-99-00-01)	35
6.	Christine Latham (1999-00-01-02)	29
7.	Lindsay Eddleman (1996-97-98-99)	27
8.	Jenna Cooper (2001-02-03)	25
9.	Becky Hogan (1995-96-97-98)	22
	Isabelle Morneau (1996-97-98-99)	22

## Game-Winning Assists

No.	Player (Years)	GWG
1.	Brittany Timko (2003-04-05-06)	17
2.	Meghan Anderson (1998-99-00-01)	13
3.	Sharolta Nonen (1996-97-98-99)	10
4.	Christine Latham (1999-00-01-02)	9
5.	Jenny Benson (1996-97-99-00)	8
6.	Lindsay Eddleman (1996-97-98-99)	7
	Kelly Rheem (1998-99-00-01)	7
	Jenna Cooper (2001-02-03)	7
9.	Isabelle Morneau (1996-97-98-99)	6
	Becky Preston (1998-99-00-01)	6
	Kori Saunders (1999-00-01-02)	6

# INDIVIDUAL CAREER RECORDS



## Multiple-Assist Games

No.	Player (Years)	Games
1.	Jenny Benson (1996-97-99-00)	9
	Meghan Anderson (1998-99-00-01)	9
3.	Brittany Timko (2003-04-05)	7
4.	Sharolta Nonen (1996-97-98-99)	6
	Kelly Rheem (1998-99-00-01)	6
6.	Kari Uppinghouse (1995-96-97)	4
	Isabelle Morneau (1996-97-98-99)	4
	Jenna Cooper (2001-02-03)	4
9.	Christine Latham (1999-00-01-02)	3
10.	Sandy Smith (1995-96-97-98)	2
	Lindsay Eddleman (1996-97-98-99)	2
	Kim Engesser (1997-98)	2
	Kori Saunders (1999-00-01-02)	2
	Christy Harms (2000-01-02-03)	2

## Shots

No.	Player (Years)	Shots
1.	Christine Latham (1999-00-01-02)	400
2.	Meghan Anderson (1998-99-00-01)	344
3.	Lindsay Eddleman (1996-97-98-99)	265
4.	Brittany Timko (2003-04-05-06)	250
5.	Kari Uppinghouse (1995-96-97)	219
6.	Isabelle Morneau (1996-97-98-99)	198
7.	Aysha Jamani (2005-06-07-08)	195
8.	Jessie Bruch (2003-04-05-06-07)	191
9.	Kim Engesser (1997-98)	178
10.	Kristen Gay (1995-96-97-98)	164
	Nikki Baker (2002-03-04-05)	164

## Shots on Goal

No.	Player (Years)	SOG
1.	Christine Latham (1999-00-01-02)	193
2.	Meghan Anderson (1998-99-00-01)	170
3.	Lindsay Eddleman (1996-97-98-99)	149
4.	Kari Uppinghouse (1995-96-97)	129
5.	Brittany Timko (2003-04-05-06)	123
6.	Isabelle Morneau (1996-97-98-99)	106
7.	Kim Engesser (1997-98)	97
8.	Aysha Jamani (2005-06-07-08)	90
9.	Jenny Benson (1996-97-99-00)	87
10.	Kristen Gay (1995-96-97-98)	84

## Games Played

No.	Player (Years)	Games
1.	Meghan Anderson (1998-99-00-01)	94
	Becky Preston (1998-99-00-01)	94
	Christine Latham (1999-00-01-02)	94
4.	Sharolta Nonen (1996-97-98-99)	93
	Christine Gluck (1997-98-99-00)	93
	Kelly Rheem (1998-99-00-01)	93
	Shannon Tanaka (1998-99-00-01)	93
	Breanna Boyd (1999-00-01-02)	93
9.	Jenny Benson (1996-97-99-00)	92
10.	Isabelle Morneau (1996-97-98-99)	91
	Nikki Baker (2002-03-04-05)	91

## Games Started

No.	Player (Years)	Starts
1.	Meghan Anderson (1998-99-00-01)	94
2.	Isabelle Morneau (1996-97-98-99)	91
	Jenny Benson (1996-97-99-00)	91
4.	Lindsay Eddleman (1996-97-98-99)	88
5.	Nikki Baker (2002-03-04-05)	81
6.	Kristen Gay (1995-96-97-98)	80
	Becky Hogan (1995-96-97-98)	80
8.	Stephanie Vacek (1994-95-96-97)	79
9.	Katie Bunkers (2002-03-04-05)	78
10.	Christine Latham (1999-00-01-02)	75



*Karina LeBlanc, the Huskers' starting goalkeeper from 1998 to 2000, set school career records for shutouts, wins, minutes played, games started and games played.*

## Goalkeeping Leaders Goals-Against Average

No.	Player (Years)	GAA
1.	Meghan Anderson (1998-99-00-01)	0.33
2.	Karina LeBlanc (1997-98-99-00)	0.54
3.	Rebecca Hornbacher (1996-97)	0.64
4.	Erin Miller (2000-01-02)	0.98
5.	Brittany Pfeil (2006-07-08)	0.99
6.	Alison Dudley (1994)	1.00
7.	Leah Lamale (1999-00-01-02)	1.11
8.	Jamie Klages (2005-06)	1.14
9.	Michelle Denomme (1995-96)	1.18
10.	Brooke Bredenberg (2003)	1.39

## Saves

No.	Player (Years)	Saves
1.	Erin Miller (2000-01-02)	239
2.	Karina LeBlanc (1997-98-99-00)	206
3.	Jamie Klages (2005-06)	156
4.	Katie Wright (2003-04)	151
5.	Rebecca Hornbacher (1996-97)	141
6.	Jessica Mills (2007-08)	89
7.	Brooke Bredenberg (2001-04)	77
8.	Brittany Pfeil (2006-07-08)	62
9.	Michelle Denomme (1995-96)	61
10.	Alison Dudley (1994)	57

## Wins

No.	Player (Years)	Wins
1.	Karina LeBlanc (1997-98-99-00)	60
2.	Rebecca Hornbacher (1996-97)	41
3.	Erin Miller (2000-01-02)	33
4.	Jamie Klages (2005-06)	21
5.	Katie Wright (2003-04)	19
6.	Alison Dudley (1994)	14
7.	Brooke Bredenberg (2001-04)	11
8.	Michelle Denomme (1995-96)	10
	Brittany Pfeil (2006-07-08)	10

## Shutouts

No.	Player (Years)	Shutouts
1.	Karina LeBlanc (1997-98-99-00)	45.5

2.	Rebecca Hornbacher (1996-97)	25
3.	Erin Miller (2001-01-02)	21
4.	Michelle Denomme (1995-06)	12
5.	Jamie Klages (2005-06)	10

## Minutes in Goal

No.	Player (Years)	Minutes
1.	Karina LeBlanc (1997-98-99-00)	6,308
2.	Erin Miller (2000-01-02)	4,396
3.	Rebecca Hornbacher (1996-97)	3,660
4.	Jamie Klages (2005-06)	3,617
5.	Katie Wright (2003-04-05)	2,291
6.	Michelle Denomme (1995-96)	1,754
7.	Jessica Mills (2007-08)	1,932
8.	Brittany Pfeil (2006-07-08)	1,713
9.	Brooke Bredenberg (2001-04)	1,557
10.	Alison Dudley (1994)	1,528

## Games Started in Goal

No.	Player (Years)	Starts
1.	Karina LeBlanc (1997-98-99-00)	69
2.	Erin Miller (2000-01-02)	48
3.	Rebecca Hornbacher (1996-97)	46
4.	Jamie Klages (2005-06)	38
5.	Katie Wright (2003-04)	31
6.	Jessica Mills (2007-08)	22
7.	Alison Dudley (1994)	18
8.	Michelle Denomme (1995-96)	17
	Brooke Bredenberg (2001-04)	17
	Brittany Pfeil (2006-07-08)	17

## Games Played in Goal

No.	Player (Years)	Games
1.	Karina LeBlanc (1997-98-99-00)	80
2.	Erin Miller (2000-01-02)	48
3.	Rebecca Hornbacher (1996-97)	46
4.	Jamie Klages (2005-06)	39
5.	Katie Wright (2003-04)	34
6.	Michelle Denomme (1995-96)	27
7.	Brittany Pfeil (2006-07-08)	25
8.	Jessica Mills (2007-08)	24
9.	Alison Dudley (1994)	18
	Brooke Bredenberg (2001-04)	18

# YEAR-BY-YEAR LEADERS

## Points

Year	Player	Points
1994	Danielle Boswell	26
1995	Becky Hogan	20
1996	Kari Uppinghouse	48
1997	Kim Engesser	55
1998	Kim Engesser	61
1999	Meghan Anderson	54
2000	Christine Latham	57
2001	Christine Latham	46
2002	Christine Latham	35
2003	Jessie Bruch	19
2004	Brittany Timko	43
2005	Brittany Timko	43
2006	Brittany Timko	29
2007	Shay Powell	11
2008	Shay Powell	19

## Goals

Year	Player	Goals
1994	Danielle Boswell	13
1995	Kristen Gay	8
1996	Kari Uppinghouse	19
1997	Kim Engesser	26
1998	Kim Engesser	27
1999	Meghan Anderson	21
2000	Christine Latham	23
2001	Christine Latham	18
2002	Christine Latham	16
2003	Jessie Bruch	9
2004	Brittany Timko	14
2005	Brittany Timko	11
2006	Brittany Timko	11
2007	Shay Powell	5
2008	Shay Powell	7

## Game-Winning Goals

Year	Player	GWG
1994	Danielle Boswell	5
1995	Becky Hogan	3
1996	Kari Uppinghouse	7
1997	Kari Uppinghouse	6
1998	Kim Engesser	8
1999	Meghan Anderson	5
2000	Christine Latham	8
2001	Christine Latham	5
2002	Christine Latham	8
2003	Jessie Bruch/Ashley Carter	3
2004	Nikki Baker	5
2005	Sasha Andrews/Brittany Timko	4
2006	Brittany Timko/Aysha Jamani	
	Jessie Bruch	2
2007	Carly Peetz	2
2008	Shay Powell/Aysha Jamani	
	Sari Raber	2

## Assists

Year	Player	Assists
1994	Jamie Riley	11
1995	Erica De Vitis/Sandy Smith	7
1996	Jenny Benson	13
1997	Jenny Benson/Becky Hogan	8
1998	Sharolta Nonen	10
1999	Jenny Benson	17

2000	Meghan Anderson/Kelly Rheem	15
2001	Meghan Anderson	14
2002	Jenna Cooper	10
2003	Jenna Cooper	14
2004	Brittany Timko	13
2005	Brittany Timko	21
2006	Brittany Timko	7
2007	Selenia Iacchelli/Sari Raber	
	Alexa Cardona	3
2008	Shay Powell	5

## Game-Winning Assists

Year	Player	GWA
1994	Jamie Riley	4
1995	Erica De Vitis	3
1996	Tanya Franck/Kristen Gay	
	Isabelle Morneau	3
1997	Jenny Benson	3
1998	Sharolta Nonen	4
1999	Sharolta Nonen	4
2000	Meghan Anderson	5
2001	Christine Latham	5
2002	Jenna Cooper	4
2003	Kari Hogan	3
2004	Brittany Timko	6
2005	Brittany Timko	8
2006	Brittany Timko	3
2007	Selenia Iacchelli	1
2008	Shay Powell/Anna Caniglia	2

## Shots

Year	Player	Shots
1994	Jamie Riley	72
1995	Erica De Vitis/Kari Uppinghouse	63
1996	Lindsay Eddleman	102
1997	Kim Engesser	80
1998	Kim Engesser	98
1999	Meghan Anderson	99
2000	Christine Latham	118
2001	Christine Latham	117
2002	Christine Latham	111
2003	Jessie Bruch	73
2004	Brittany Timko	82
2005	Brittany Timko	93
2006	Aysha Jamani	64
2007	Selenia Iacchelli	50
2008	Shay Powell	63

## Shots on Goal

Year	Player	SOG
1994	Jamie Riley	43
1995	Kari Uppinghouse	40
1996	Lindsay Eddleman	64
1997	Kim Engesser	50
1998	Kim Engesser	47
1999	Meghan Anderson	54
2000	Christine Latham	60
2001	Christine Latham	49
2002	Christine Latham	56
2003	Jessie Bruch	28
2004	Brittany Timko	39
2005	Brittany Timko	47
2006	Brittany Timko	30
2007	Selenia Iacchelli	24
2008	Shay Powell	27

## Goals-Against Average (Minimum 10 Starts in Goal)

Year	Goalkeeper	GAA
1994	Alison Dudley	1.00
1995	Michelle Denomme	1.21
1996	Rebecca Hornbacher	0.51
1997	Rebecca Hornbacher	0.78
1998	Karina LeBlanc	0.70
1999	Karina LeBlanc	0.51
2000	Karina LeBlanc	0.40
2001	Erin Miller	1.12
2002	Erin Miller	0.86
2003	Brooke Bredenberg	1.39
2004	Katie Wright	1.25
2005	Jamie Klages	1.19
2006	Jamie Klages	1.10
2007	Jessica Mills	1.68
2008	Brittany Pfeil	0.92

## Goalkeeper Minutes

Year	Goalkeeper	Minutes
1994	Alison Dudley	1,528
1995	Michelle Denomme	1,415
1996	Rebecca Hornbacher	1,940
1997	Rebecca Hornbacher	1,720
1998	Karina LeBlanc	1,802
1999	Karina LeBlanc	2,278
2000	Karina LeBlanc	2,007
2001	Erin Miller	2,085
2002	Erin Miller	2,311
2003	Brooke Bredenberg	1,557
2004	Katie Wright	2,088
2005	Jamie Klages	1,734
2006	Jamie Klages	1,883
2007	Jessica Mills	1,661
2008	Brittany Pfeil	1,564

## Goals Allowed

Year	Goalkeeper	Goals
1994	Alison Dudley	17
1995	Michelle Denomme	19
1996	Rebecca Hornbacher	11
1997	Rebecca Hornbacher	15
1998	Karina LeBlanc	14
1999	Karina LeBlanc	13
2000	Karina LeBlanc	9
2001	Erin Miller	26
2002	Erin Miller	22
2003	Brooke Bredenberg	24
2004	Katie Wright	29
2005	Jamie Klages	23
2006	Jamie Klages	23
2007	Jessica Mills	31
2008	Brittany Pfeil	16

## Goalkeeper Saves

Year	Goalkeeper	Saves
1994	Alison Dudley	57
1995	Michelle Denomme	54
1996	Rebecca Hornbacher	82
1997	Rebecca Hornbacher	59
1998	Karina LeBlanc	55
1999	Karina LeBlanc	72
2000	Karina LeBlanc	74

2001	Erin Miller	109
2002	Erin Miller	130
2003	Brooke Bredenberg	77
2004	Katie Wright	108
2005	Jamie Klages	88
2006	Jamie Klages	68
2007	Jessica Mills	79
2008	Brittany Pfeil	59

## For the Record

Nebraska's All-Time Record: 225-86-17  
 Home Games: 136-28-12  
 Nebraska Soccer Field: 29-11-8  
 Abbott Sports Complex: 101-16-4  
 Whittier Field: 6-1-0  
 Away Games: 64-44-4  
 Neutral Games: 25-14-1  
 Overtime Games: 16-8-13  
 NCAA Tournament Record: 15-9-1  
 NCAA Tournament Appearances: 10  
 Big 12 Tournament Record: 17-7  
 Big 12 Tournament Titles: 5  
 (1996, 1998, 1999, 2000, 2002)  
 Big 12 Conference Record: 88-36-5  
 Big 12 Conference Regular-Season Titles: 3  
 (1996, 1999, 2000)  
 Against Big 12 Teams: 116-43-5  
 Against Non-Big 12 Teams: 109-43-12  
 Against the Top 25: 36-47-5  
 Against the America East: 1-0-0  
 Against the ACC: 5-3-2  
 Against the Atlantic Sun: 1-0-0  
 Against the Atlantic 10: 1-1-0  
 Against the Big East: 3-3-1  
 Against the Big Sky: 2-0-0  
 Against the Big Ten: 15-5-2  
 Against the Big West: 1-2-0  
 Against the Colonial: 1-0-0  
 Against Conference USA: 8-0-0  
 Against the Horizon League: 1-0-1  
 Against Independents: 7-0-0  
 Against the Ivy League: 2-0-0  
 Against the Mid-American: 0-1-0  
 Against the Mid-Continent: 3-0-0  
 Against the Midwestern Collegiate: 2-1-0  
 Against the Missouri Valley: 12-3-3  
 Against the Mountain West: 4-0-1  
 Against the Ohio Valley: 2-0-0  
 Against the Pac-10: 9-7-0  
 Against the SEC: 9-4-1  
 Against the Southland: 2-0-0  
 Against the Summit League: 2-0-0  
 Against the Sun Belt: 2-0-0  
 Against the WAC: 7-1-0  
 Against the West Coast: 3-9-1  
 Non-Division I Teams: 5-0-0  
 When Leading at the Half: 170-3-2  
 When Trailing at the Half: 11-43-1  
 When Tied at the Half: 44-40-14  
 All-Time Score: 892-348

# TEAM GAME RECORDS



## Nebraska

<b>Points</b> .....	<b>39</b>
(Nebraska 11, Arkansas-Little Rock 0, Aug. 27, 2000)	
<b>Goals</b> .....	<b>11</b>
3 times; most recent: (Nebraska 11, Drury 0, Sept. 3, 2000)	
<b>Assists</b> .....	<b>17</b>
(Nebraska 11, Arkansas-Little Rock 0, Aug. 27, 2000)	
<b>Goalkeeper Saves</b> .....	<b>12</b>
(Nebraska 3, Texas A&M 2, 3 OT, Nov. 6, 1998) (Nebraska 0, Texas 4, Oct. 4, 2002)	
<b>Shots</b> .....	<b>60</b>
(vs. Iowa State, Oct. 6, 1995)	
<b>Shots on Goal</b> .....	<b>30</b>
(vs. Arkansas-Little Rock, Aug. 27, 2000)	
<b>Shots Allowed</b> .....	<b>33</b>
(vs. Portland, Nov. 13, 2005)	
<b>Shots on Goal Allowed</b> .....	<b>16</b>
(at North Carolina, Sept. 7, 2003)	
<b>Fewest Shots</b> .....	<b>2</b>
(at North Carolina, Sept. 7, 2003)	
<b>Fewest Shots Allowed</b> .....	<b>0</b>
4 times; most recent: (vs. Oral Roberts, Sept. 3, 1999)	
<b>Corner Kicks</b> .....	<b>27</b>
(Nebraska 7, Belmont 0, Sept. 6, 2002) (Nebraska 2, Murray State 0, Sept. 21, 2003)	
<b>Fouls</b> .....	<b>28</b>
(vs. Missouri, Nov. 8, 1998)	
<b>Goals, Defeat</b> .....	<b>3</b>
(Baylor 4, Nebraska 3, Oct. 17, 2004) (Northwestern 4, Nebraska 3, Aug. 22, 2008)	
<b>Goals Allowed</b> .....	<b>6</b>
(Notre Dame 6, Nebraska 0, Nov. 23, 1997) (North Carolina 6, Nebraska 0, Sept. 7, 2003) (Florida 6, Nebraska 1, Aug. 31, 2008)	
<b>Goals Allowed, Victory</b> .....	<b>3</b>
(Nebraska 4, Texas 3, Oct. 8, 2004)	
<b>Goals, First Half</b> .....	<b>7</b>
(vs. Oklahoma State, Oct. 24, 1999) (vs. Arkansas-Little Rock, Aug. 27, 2000)	
<b>Goals, Second Half</b> .....	<b>7</b>
(Nebraska 10, Texas Tech 1, Nov. 3, 1999)	
<b>Margin of Victory</b> .....	<b>11</b>
3 times; most recent: (Nebraska 11, Drury 0, Sept. 3, 2000)	
<b>Margin of Victory, Shutout</b> .....	<b>11</b>
6 times; most recent: (Nebraska 11, Drury 0, Sept. 3, 2000)	
<b>Margin of Victory, Home</b> .....	<b>11</b>
3 times; most recent: (Nebraska 11, Drury 0, Sept. 3, 2000)	



*Shannon Tanaka notched three assists in the Huskers' 11-0 win over Arkansas-Little Rock on Aug. 27, 2000, as NU totaled a school-record 39 points.*

<b>Margin of Victory, Away</b> .....	<b>7</b>
(Nebraska 7, Oklahoma 0, Oct. 26, 1997)	
<b>Margin of Defeat</b> .....	<b>6</b>
(Notre Dame 6, Nebraska 0, Nov. 23, 1997) (North Carolina 6, Nebraska 0, Sept. 7, 2003)	
<b>Margin of Defeat, Shutout</b> .....	<b>6</b>
(Notre Dame 6, Nebraska 0, Nov. 23, 1997) (North Carolina 6, Nebraska 0, Sept. 7, 2003)	
<b>Margin of Defeat, Home</b> .....	<b>4</b>
(Texas 4, Nebraska 0, Oct. 4, 2002)	
<b>Margin of Defeat, Away</b> .....	<b>6</b>
(Notre Dame 6, Nebraska 0, Nov. 23, 1997) (North Carolina 6, Nebraska 0, Sept. 7, 2003)	
<b>Quickest Goal</b> .....	<b>0:37</b>
(Nikki Baker, at Baylor, Oct. 20, 2002)	
<b>Quickest Goal Allowed</b> .....	<b>1:01</b>
(Shannon McCabe, vs. Kansas, Oct. 1, 2006)	
<b>Quickest Goal, Second Half</b> .....	<b>45:40</b>
(Christy Harms, vs. Drury, Sept. 3, 2000)	
<b>Quickest Goal Allowed, Second Half</b> .....	<b>47:07</b>
(Kate Kirwan, vs. Iowa State, Sept. 26, 2003)	
<b>Quickest Goal, Overtime</b> .....	<b>90:51</b>
(Aysha Jamani, vs. Baylor, Oct. 6, 2006)	
<b>Quickest Goal Allowed, Overtime</b> .....	<b>90:42</b>
(Courtney Gaines, at Texas, Oct. 7, 2007)	
<b>Shortest Span Between Goals</b> .....	<b>0:17</b>
(Brittany Timko vs. Iowa State, Sept. 26, 2004)	
<b>Shortest Span Between Goals Allowed</b> .....	<b>0:36</b>
(at Baylor, Oct. 3, 2003)	

## Both Teams

<b>Attendance</b> .....	<b>4,830</b>
(vs. North Carolina, Aug. 30, 2002)	
<b>Points</b> .....	<b>42</b>
(vs. Colorado (NU 36), Oct. 13, 1996)	
<b>Goals</b> .....	<b>12</b>
(vs. Colorado (W, 10-2), Oct. 13, 1996)	
<b>Assists</b> .....	<b>18</b>
(vs. Colorado (NU 16), Oct. 13, 1996)	
<b>Goalkeeper Saves</b> .....	<b>21</b>
(vs. Minnesota (NU 10), Nov. 17, 1996)	
<b>Shots</b> .....	<b>60</b>
(vs. Iowa State (NU 60), Oct. 6, 1995) (vs. Arkansas-Little Rock (NU 59), Aug. 27, 2000)	
<b>Shots on Goal</b> .....	<b>30</b>
(vs. Arkansas-Little Rock (NU 30), Aug. 27, 2000)	
<b>Fewest Shots</b> .....	<b>13</b>
(vs. Santa Clara (NU 3), Sept. 19, 1999)	
<b>Fewest Shots on Goal</b> .....	<b>6</b>
(at Stanford (NU 3), Sept. 17, 1999)	
<b>Corner Kicks</b> .....	<b>27</b>
(vs. Minnesota (NU 19), Nov. 17, 1996) (vs. Belmont (NU 27), Sept. 6, 2002) (vs. Murray State (NU 27), Sept. 21, 2003)	
<b>Fouls</b> .....	<b>48</b>
(vs. Missouri (NU 28), Nov. 8, 1998)	
<b>Longest Game</b> .....	<b>150:00</b>
(vs. Notre Dame (4 OT), Nov. 28, 1999)	
<b>Opponents</b> .....	
<b>Points</b> .....	<b>21</b>
North Carolina (Sept. 7, 2003)	
<b>Goals</b> .....	<b>6</b>
Notre Dame (Nov. 23, 1997) North Carolina (Sept. 7, 2003) Florida (Aug. 31, 2008)	
<b>Assists</b> .....	<b>9</b>
North Carolina (Sept. 7, 2003)	
<b>Shots</b> .....	<b>33</b>
Portland (Nov. 13, 2005)	
<b>Shots on Goal</b> .....	<b>16</b>
North Carolina (Sept. 7, 2003)	
<b>Goalkeeper Saves</b> .....	<b>19</b>
Arkansas-Little Rock (Aug. 27, 2000)	
<b>Corner Kicks</b> .....	<b>13</b>
Texas (Oct. 26, 2003)	
<b>Fouls</b> .....	<b>23</b>
Arizona (Aug. 31, 2001)	
<b>Victory Margin</b> .....	<b>6</b>
Notre Dame, 6-0 (Nov. 23, 1997) North Carolina, 6-0 (Sept. 7, 2003)	

# TEAM SEASON STATISTICS

Wins		
No.	Year	Wins
1.	1996	23
2.	1999	22
	2000	22
4.	1997	18
5.	1998	17
	2001	17

Winning Percentage			
No.	Year	Pct.	(Record)
1.	1996	.958	(23-1-0)
2.	1999	.920	(22-1-2)
3.	2000	.917	(22-2-0)
4.	1997	.818	(18-4-0)
5.	1998	.795	(17-4-1)

Games Played		
No.	Year	Games
1.	1999	25
	2002	25
3.	1996	24
	2000	24
5.	2001	23
	2004	23
	2005	23

Home Wins		
No.	Year	Wins
1.	1996	13
2.	1997	12
	1999	12
	2001	12
5.	2000	11

Home Winning Percentage			
No.	Year	Pct.	(Record)
1.	1996	1.000	(13-0-0)
	1997	1.000	(12-0-0)
	2001	1.000	(12-0-0)
4.	1999	.962	(12-0-1)
5.	2003	.888	(8-1-0)

Points		
No.	Year	Points
1.	1999	316
2.	2000	298
3.	1996	251
4.	1998	225
5.	1997	224

Goals		
No.	Year	Goals
1.	1999	108
2.	2000	95
3.	1996	92
4.	1997	82
5.	1998	76

Assists		
No.	Year	Assists
1.	2000	108
2.	1999	100
3.	1998	73
4.	1996	67
5.	1997	60
	2001	60

Shots		
No.	Year	Shots
1.	2000	656
2.	1999	587
3.	1996	534
4.	2001	532
5.	1997	483

Shots on Goal		
No.	Year	SOG
1.	2000	323
2.	1996	314
3.	1999	309
4.	1998	249
5.	1997	241

Goals-Against Average		
No.	Year	GAA
1.	2000	0.42
2.	1999	0.54
3.	1996	0.59
4.	1998	0.79
5.	1997	0.82

Goals Allowed		
No.	Year	Goals
1.	2000	10
2.	1999	14
3.	1996	15
4.	1997	18
	1998	18

Saves		
No.	Year	Saves
1.	2002	135
2.	2003	123
3.	2004	114
4.	2001	112
5.	2005	106

Shutouts		
No.	Year	Shutouts
1.	2000	16
2.	1997	14
	2002	14
4.	1999	13
5.	1998	12

Shots Allowed		
No.	Year	Shots
1.	1995	154
2.	1997	166
3.	1994	175
4.	1996	180
5.	1999	187

Shots on Goal Allowed		
No.	Year	SOG
1.	1997	82
2.	1999	86
3.	2000	88
4.	1998	90
5.	1996	91

All-Time Team Streaks	
Winning Streak .....	23
(Began Aug. 30, 1996; Ended Dec. 1, 1996)	
Unbeaten Streak .....	32
(Began Sept. 24, 1999; Ended Oct. 15, 2000)	
Losing Streak .....	5
(Began Oct. 14, 2007; Ended Nov. 2, 2007)	
Non-Winning Streak .....	10
(Began Oct. 14, 2007; Ended Sept. 7, 2008)	
Consecutive Home Wins .....	27
(Began Oct. 20, 1995; Ended Sept. 4, 1998)	
Consecutive Away Wins .....	13
(Began Oct. 1, 1999; Ended Sept. 25, 2001)	
Consecutive Neutral Site Wins .....	8
(Began Nov. 3, 1999; Ended Nov. 9, 2001)	
Consecutive Big 12 Conference Wins .....	16
(Began Nov. 6, 1998; Ended Oct. 15, 2000)	
Consecutive Wins vs. Big 12 Teams .....	23
(Began Nov. 6, 1998; Ended Oct. 15, 2000)	
Consecutive Home Big 12 Wins .....	24
(Began Oct. 27, 1996; Ended Oct. 15, 2000)	
Consecutive Away Big 12 Wins .....	10
(Began Oct. 1, 1999; Ended Oct. 12, 2001)	
Consecutive Big 12 Tournament Wins .....	9
(Began Nov. 6, 1998; Ended Nov. 9, 2001)	
Consecutive Shutouts .....	9
(Began Sept. 18, 1997; Ended Oct. 24, 1997)	
Consecutive Shutout Minutes .....	936:59
(Began Sept. 14, 1997; Ended Oct. 24, 1997)	
Consecutive Big 12 Shutouts By .....	7
(Began Nov. 8, 1998; Ended Oct. 15, 1999)	
Consecutive Big 12 Shutout Minutes .....	716:35
(Began Nov. 6, 1998; Ended Oct. 15, 1999)	
Games With At Least One Goal .....	38
(Began Oct. 1, 1999; Ended Nov. 17, 2000)	
Consecutive Winning Seasons .....	12
(Began 1995; Ended 2006)	
Consecutive NCAA Tournaments .....	10
(Began 1996; Ended 2005)	
Consecutive NCAA Sweet 16 .....	7
(Began 1996; Ended 2002)	
Final Top 25 NSCAA Rankings .....	10
(Began 1996; Ended 2005)	
Final Top 10 NSCAA Rankings .....	5
(Began 1996; Ended 2000)	
Consecutive Weeks in NSCAA Top 25 .....	85
(Began Aug. 26, 1996; Ended Oct. 28, 2002)	

\* denotes an active streak

Corner Kicks		
No.	Year	Corners
1.	2000	265
2.	1999	253
3.	2002	205
4.	1998	196
5.	2001	187

Home Attendance				
No.	Year	Games	Total	Average
1.	1999	13	19,874	1,529
2.	1996	13	12,277	944
3.	2001	12	11,747	979
4.	2002	12	11,440	953
5.	1998	12	11,062	922

# YEAR-BY-YEAR TEAM STATS



Year	Wins
1994	14
1995	10
1996	23
1997	18
1998	17
1999	22
2000	22
2001	17
2002	16
2003	13
2004	14
2005	14
2006	10
2007	5
2008	10
<b>Total</b>	<b>225</b>

Year	Pct.	(Record)
1994	.778	(14-4-0)
1995	.556	(10-8-0)
1996	.958	(23-1-0)
1997	.818	(18-4-0)
1998	.795	(17-4-1)
1999	.920	(22-1-2)
2000	.917	(22-2-0)
2001	.761	(17-5-1)
2002	.700	(16-6-3)
2003	.614	(13-8-1)
2004	.609	(14-9-0)
2005	.630	(14-8-1)
2006	.575	(10-7-3)
2007	.368	(5-10-4)
2008	.525	(10-9-1)
<b>Totals</b>	<b>.712</b>	<b>(225-86-17)</b>

Year	Games
1994	18
1995	18
1996	24
1997	22
1998	22
1999	25
2000	24
2001	23
2002	25
2003	22
2004	23
2005	23
2006	20
2007	19
2008	20
<b>Totals</b>	<b>328</b>

Year	Wins
1994	7
1995	8
1996	13
1997	12
1998	10
1999	12
2000	11
2001	12
2002	7
2003	8
2004	7
2005	9
2006	8
2007	4
2008	8
<b>Totals</b>	<b>136</b>

Year	Pct.	(Record)
1994	.875	(7-1-0)
1995	.727	(8-3-0)
1996	1.000	(13-0-0)
1997	1.000	(12-0-0)
1998	.875	(10-1-1)
1999	.962	(12-0-1)
2000	.846	(11-2-0)
2001	1.000	(12-0-0)
2002	.666	(7-3-2)
2003	.888	(8-1-0)
2004	.539	(7-6-0)
2005	.731	(9-3-1)
2006	.679	(8-3-3)
2007	.550	(4-3-3)
2008	.773	(8-2-1)
<b>Totals</b>	<b>.807</b>	<b>(136-28-12)</b>

Year	Games	Goals	Assists	Points
1994	18	50	20	120
1995	18	48	44	140
1996	24	92	67	251
1997	22	82	60	224
1998	22	76	73	225
1999	25	108	100	316
2000	24	95	108	298
2001	23	68	60	196
2002	25	52	37	141
2003	22	40	39	119
2004	23	49	36	134
2005	23	45	46	136
2006	20	31	31	93
2007	19	25	16	66
2008	20	31	28	90
<b>Totals</b>	<b>328</b>	<b>892</b>	<b>765</b>	<b>2,449</b>

Year	Games	Goals
1994	18	50
1995	18	48
1996	24	92
1997	22	82
1998	22	76
1999	25	108
2000	24	95
2001	23	68
2002	25	52
2003	22	40
2004	23	49
2005	23	45
2006	20	31
2007	19	25
2008	20	31
<b>Totals</b>	<b>328</b>	<b>892</b>

Year	Games	Assists
1994	18	20
1995	18	44
1996	24	67
1997	22	60
1998	22	73
1999	25	100
2000	24	108
2001	23	60
2002	25	37
2003	22	39
2004	23	36
2005	23	46
2006	20	31
2007	19	16
2008	20	28
<b>Totals</b>	<b>328</b>	<b>765</b>

Year	Games	Shots
1994	18	350
1995	18	476
1996	24	534
1997	22	483
1998	22	463
1999	25	587
2000	24	656
2001	23	532
2002	25	426
2003	22	382
2004	23	401
2005	23	393
2006	20	344
2007	19	327
2008	20	364
<b>Totals</b>	<b>328</b>	<b>6,718</b>

Year	Games	SOG
1994	18	193
1995	18	235
1996	24	314
1997	22	241
1998	22	249
1999	25	309
2000	24	323
2001	23	210
2002	25	205
2003	22	172
2004	23	171
2005	23	186
2006	20	131
2007	19	147
2008	20	147
<b>Totals</b>	<b>308</b>	<b>3,233</b>

Year	Games	Minutes	GA	GAA
1994	18	1,672	19	1.06
1995	18	1,650	26	1.42
1996	24	2,279	15	0.59
1997	22	1,980	18	0.82
1998	22	2,062	18	0.79
1999	25	2,354	14	0.54
2000	24	2,160	10	0.42
2001	23	2,100	27	1.16
2002	25	2,311	22	0.85
2003	22	2,030	36	1.60
2004	23	2,087	29	1.25
2005	23	2,094	29	1.25
2006	20	1,901	24	1.14
2007	19	1,791	33	1.66
2008	20	1,857	28	1.36
<b>Totals</b>	<b>328</b>	<b>30,238</b>	<b>348</b>	<b>1.04</b>

Year	Games	Goals
1994	18	19
1995	18	26
1996	24	15
1997	22	18
1998	22	18
1999	25	14
2000	24	10
2001	23	27
2002	25	22
2003	22	36
2004	23	29
2005	23	29
2006	20	24
2007	19	33
2008	20	28
<b>Totals</b>	<b>328</b>	<b>348</b>

# YEAR-BY-YEAR TEAM STATISTICS



*Sharolta Nonen was Nebraska soccer's first three-time All-American. An outstanding defender, Nonen was the first defender to capture Big 12 Player-of-the-Year honors.*

Year	Games	Saves
1994	18	61
1995	18	58
1996	24	89
1997	22	64
1998	22	72
1999	25	72
2000	24	78
2001	23	112
2002	25	135
2003	22	123
2004	23	114
2005	23	106
2006	20	73
2007	19	85
2008	20	74
<b>Totals</b>	<b>328</b>	<b>1,315</b>

Year	Games	Shutouts
1994	18	5
1995	18	7
1996	24	14
1997	22	11
1998	22	12
1999	25	13
2000	24	16
2001	23	7
2002	25	14
2003	22	4
2004	23	7
2005	23	6
2006	20	5
2007	19	4
2008	20	5
<b>Totals</b>	<b>328</b>	<b>123</b>

Year	Games	Shots
1994	18	175
1995	18	154
1996	24	180
1997	22	166
1998	22	204
1999	25	187
2000	24	200
2001	23	248
2002	25	346
2003	22	319
2004	23	314
2005	23	311
2006	20	261
2007	19	241
2008	20	252
<b>Totals</b>	<b>328</b>	<b>3,558</b>

Year	Games	SOG
1994	18	113
1995	18	132
1996	24	91
1997	22	82
1998	22	90
1999	25	86
2000	24	88
2001	23	139
2002	25	153
2003	22	159
2004	23	143
2005	23	135
2006	20	97
2007	19	118
2008	20	102
<b>Totals</b>	<b>328</b>	<b>1,738</b>

Year	Games	Corners
1994	18	103
1995	18	140
1996	24	182
1997	22	130
1998	22	196
1999	25	253
2000	24	265
2001	23	187

2002	25	205
2003	22	154
2004	23	148
2005	23	169
2006	20	146
2007	19	90
2008	20	129
<b>Totals</b>	<b>328</b>	<b>2,497</b>

Year	Games	Total	Average
1994	8	2,056	257
1995	11	4,076	371
1996	13	12,277	944
1997	12	9,086	757
1998	12	11,062	922
1999	13	19,874	1,529
2000	13	10,867	836
2001	12	11,747	979
2002	12	11,440	953
2003	9	6,508	723
2004	13	10,749	827
2005	13	6,151	473
2006	14	5,681	406
2007	10	4,693	469
2008	11	5,885	535
<b>Totals</b>	<b>176</b>	<b>132,152</b>	<b>751</b>



*Breanna Boyd (1999-02) became one of the best defenders in school history, helping Nebraska post 50 shutouts and hold opponents to 73 goals during her career.*

# NEBRASKA BIG 12 TOURNAMENT RECORDS



## Team Finishes

Year	NU Finish	Opponent
2008	Big 12 First Round	Colorado
2007	Did Not Qualify	N/A
2006	Big 12 First Round	Texas
2005	Big 12 Semifinals	Texas A&M
2004	Big 12 First Round	Texas
2003	Big 12 Semifinals	Missouri
2002	Big 12 Champion	Texas A&M
2001	Big 12 Semifinals	Texas A&M
2000	Big 12 Champion	Texas A&M
1999	Big 12 Champion	Missouri
1998	Big 12 Champion	Missouri
1997	Big 12 Runner-up	Texas A&M
1996	Big 12 Champion	Texas A&M

## Tournament Results (17-7)

Date	Game	Result
Nov. 5, 2008	vs. Colorado	L, 0-1
Nov. 1, 2006	vs. Texas	L, 0-1 (OT)
Nov. 4, 2005	vs. Texas A&M	L, 2-4
Nov. 2, 2005	vs. Kansas	W, 3-1
Nov. 3, 2004	vs. Texas	L, 0-2
Nov. 7, 2003	vs. Missouri	L, 2-3
Nov. 6, 2003	vs. Texas A&M	W, 2-1 (OT)
Nov. 10, 2002	vs. Texas A&M	W, 1-0
Nov. 8, 2002	vs. Texas	W, 2-1 (OT)
Nov. 7, 2002	vs. Kansas	W, 2-1
Nov. 9, 2001	vs. Texas A&M	L, 2-3
Nov. 8, 2001	vs. Baylor	W, 5-1
Nov. 4, 2000	vs. Texas A&M	W, 4-1
Nov. 3, 2000	vs. Baylor	W, 4-0
Nov. 1, 2000	vs. Kansas	W, 4-0
Nov. 6, 1999	vs. Missouri	W, 2-1
Nov. 4, 1999	vs. Baylor	W, 7-1
Nov. 3, 1999	vs. Texas Tech	W, 10-1
Nov. 9, 1998	vs. Missouri	W, 4-0
Nov. 7, 1998	vs. Texas A&M	W, 3-2 (3OT)
Nov. 9, 1997	vs. Texas A&M	L, 1-3
Nov. 7, 1997	vs. Baylor	W, 4-1
Nov. 10, 1996	vs. Texas A&M	W, 1-0 (2OT)
Nov. 9, 1996	vs. Missouri	W, 2-1

## Game Records

### Points

No.	Player (Opponent, Year)	Points
1.	Kim Engesser (Baylor, 1997)	8
2.	Kim Engesser (Missouri, 1998)	4
	Christine Latham (Baylor, 1999)	4
	Sharolta Nonen (Baylor, 1999)	4
	Kori Saunders (Texas Tech, 1999)	4
	Najah Williams (Texas Tech, 1999)	4
	Christine Latham (Kansas, 2000)	4
	Meghan Anderson (Baylor, 2000)	4
	Kelly Rheem (Baylor, 2001)	4
	Brittany Timko (Texas A&M, 2003)	4
	Jessie Bruch (Texas A&M, 2005)	4

### Goals

No.	Player (Opponent, Year)	Goals
1.	Kim Engesser (Baylor, 1997)	4
2.	10 tied	2

### Assists

No.	Player (Opponent, Year)	Assists
1.	Jenny Benson (Missouri, 1999)	2
	Sharolta Nonen (Baylor, 1999)	2
	Sharolta Nonen (Texas Tech, 1999)	2
	Jenny Benson (Kansas, 2000)	2
	Christine Latham (Texas A&M, 2000)	2
	Jenna Cooper (Missouri, 2003)	2

## Shots

No.	Player (Opponent, Year)	Shots
1.	Meghan Anderson (Missouri, 1999)	8
2.	Christine Latham (Kansas, 2000)	7
	Christine Latham (Texas A&M, 2000)	7
	Meghan Anderson (Texas A&M, 2001)	7
5.	Kim Engesser (Baylor, 1997)	6
	Kim Engesser (Missouri, 1998)	6

## Shots on Goal

No.	Player (Opponent, Year)	SOG
1.	Kim Engesser (Baylor, 1997)	5
	Christine Latham (Kansas, 2000)	5
3.	Najah Williams (Texas Tech, 1999)	4
	Aysha Jamani (Kansas, 2005)	4
5.	Kim Engesser (Missouri, 1998)	3
	Meghan Anderson (Missouri, 1999)	3
	Sharolta Nonen (Baylor, 1999)	3
	Meghan Anderson (Baylor, 2000)	3
	Christine Latham (Texas, 2002)	3
	Brittany Timko (Texas A&M, 2003)	3
	Jessie Goodell (Kansas, 2005)	3
	Shay Powell (Colorado, 2008)	3

## Minutes in Goal

No.	Player (Opponent, Year)	Minutes
1.	Karina LeBlanc (Texas A&M, 1998)	125:32
2.	Rebecca Hornbacher (Texas A&M, 1996)	117:47
3.	Brooke Bredenberg (Texas A&M, 2003)	91:20
4.	Erin Miller (Texas, 2002)	90:56
5.	11 Tied	90:00

## Goalkeeper Saves

No.	Player (Opponent, Year)	Saves
1.	Karina LeBlanc (Texas A&M, 1998)	12
2.	Erin Miller (Texas A&M, 2001)	9
3.	Karina LeBlanc (Baylor, 1999)	8
	Erin Miller (Texas A&M, 2002)	8
	Erin Miller (Texas, 2002)	8

## Team Points

No.	Opponent	Points
1.	vs. Texas Tech, 1999	26
2.	vs. Baylor, 1999	20
3.	vs. Texas A&M, 2000	15
	vs. Baylor, 2001	15
5.	vs. Missouri, 1998	13

## Team Goals

No.	Opponent	Goals
1.	vs. Texas Tech, 1999	10
2.	vs. Baylor, 1999	7
3.	vs. Baylor, 2001	5
4.	vs. Baylor, 1997	4
	vs. Missouri, 1998	4
	vs. Kansas, 2000	4
	vs. Baylor, 2000	4
	vs. Texas A&M, 2000	4

## Team Assists

No.	Opponent	Assists
1.	vs. Baylor, 1999	8
2.	vs. Texas A&M, 2000	7
3.	vs. Missouri, 1998	5
	vs. Texas Tech, 1999	5
5.	vs. Missouri, 1999	4

## Team Fouls

No.	Opponent	Fouls
1.	vs. Missouri, 1998	28
2.	vs. Texas, 2002	24
3.	vs. Texas A&M, 2002	23
4.	vs. Texas A&M, 1998	22
	vs. Texas A&M, 2001	22

## Tournament Records Points

No.	Player (Year)	Points
1.	Kim Engesser (1997)	10
2.	Christine Latham (1999)	9
	Christine Latham (2000)	9
4.	Sharolta Nonen (1999)	6
	Kori Saunders (1999)	6
	Christy Harms (2000)	6
	Christine Latham (2002)	6
	Jessie Bruch (2005)	6

## Goals

No.	Player (Year)	Goals
1.	Kim Engesser (1997)	5
2.	Christine Latham (1999)	4
3.	Kori Saunders (1999)	3
	Christine Latham (2000)	3
	Christy Harms (2000)	3
	Christine Latham (2002)	3
	Jessie Bruch (2005)	3

## Assists

No.	Player (Year)	Assists
1.	Sharolta Nonen (1999)	4
	Jenny Benson (2000)	4
3.	Jenny Benson (1999)	3
	Christine Latham (2000)	3
	Jenna Cooper (2003)	3

## Shots

No.	Player (Year)	Shots
1.	Christine Latham (2000)	16
2.	Meghan Anderson (2001)	12
3.	Meghan Anderson (1999)	11
	Christine Latham (2002)	11
5.	Christine Latham (1999)	10

## Shots on Goal

No.	Player (Year)	SOG
1.	Christine Latham (2000)	8
2.	Kim Engesser (1997)	7
	Christine Latham (2002)	7
4.	Christine Latham (1999)	6
5.	Meghan Anderson (1999)	5
	Christy Harms (2000)	5

## Minutes in Goal

No.	Player (Year)	Minutes
1.	Erin Miller (2002)	270:56
2.	Karina LeBlanc (2000)	270:00
3.	Karina LeBlanc (1999)	257:32
4.	Karina LeBlanc (1998)	225:55
5.	Rebecca Hornbacher (1996)	207:47

## Goalkeeper Saves

No.	Player (Year)	Saves
1.	Erin Miller (2002)	22
2.	Erin Miller (2001)	15
3.	Karina LeBlanc (1998)	13
	Karina LeBlanc (2000)	13
5.	Jamie Klages (2005)	10

# NEBRASKA BIG 12 TOURNAMENT RECORDS

## Team Points

No.	Year	Points
1.	1999	54
2.	2000	35
3.	2001	22
4.	1998	21
5.	2002	13
	2005	13

## Team Goals

No.	Year	Goals
1.	1999	19
2.	2000	12
3.	1998	7
	2001	7
5.	1997	5
	2002	5
	2005	5

## Team Assists

No.	Year	Assists
1.	1999	16
2.	2000	11
3.	2001	8
4.	1998	7
5.	2003	3
	2005	3

## Team Fouls

No.	Year	Fouls
1.	2002	59
2.	1998	50
	2000	50
4.	1999	41
5.	2001	39

## Career Records

### Points

No.	Player (Years)	Points
1.	Christine Latham (1999-00-01-02)	28
2.	Kim Engesser (1997-98)	14
3.	Meghan Anderson (1998-99-00-01)	12
4.	Jenny Benson (1996-97-99-00)	10
5.	Sharolta Nonen (1996-97-98-99)	9
	Kelly Rheem (1998-99-00-01)	9

### Goals

No.	Player (Years)	Goals
1.	Christine Latham (1999-00-01-02)	11
2.	Kim Engesser (1997-98)	7
3.	Kelly Rheem (1998-99-00-01)	4
	Jessie Bruch (2003-05-06-07)	4
5.	Lindsay Eddleman (1996-97-98-99)	3
	Kori Saunders (1999-00-01-02)	3
	Shannon Tanaka (1998-99-00-01)	3
	Christy Harms (2000-01-02-03)	3
	Brittany Timko (2003-04-05-06)	3

### Game-Winning Goals

No.	Player (Years)	GWG
1.	Christine Latham (1999-00-01-02)	3
2.	Kelly Rheem (1998-99-00-01)	2
3.	Kristen Gay (1995-96-97-98)	1
	Becky Hogan (1995-96-97-98)	1
	Jenny Benson (1996-97-99-00)	1
	Lindsay Eddleman (1996-97-98-99)	1
	Kim Engesser (1997-98)	1

	Amy Walsh (1997-98-99)	1
	Shannon Tanaka (1998-99-00-01)	1
	Jenna Cooper (2001-02-03)	1
	Lindsey Greenwood (2000-01)	1
	Lindsey Ingram (2001-02-03-04)	1
	Brittany Timko (2003-04-05-06)	1
	Jessie Bruch (2003-05-06-07)	1

## Assists

No.	Player (Years)	Assists
1.	Jenny Benson (1996-97-99-00)	8
2.	Christine Latham (1999-00-01-02)	6
3.	Sharolta Nonen (1996-97-98-99)	5
4.	Isabelle Morneau (1996-97-98-99)	4
	Meghan Anderson (1998-99-00-01)	4
	Jenna Cooper (2001-02-03)	4

## Game-Winning Assists

No.	Player (Years)	GWA
1.	Christine Latham (1999-00-01-02)	3
2.	Sharolta Nonen (1996-97-98-99)	2
	Christine Gluck (1997-98-99-00)	2
4.	Jenny Benson (1996-97-99-00)	1
	Isabelle Morneau (1996-97-98-99)	1
	Najah Williams (1997-98-99-00)	1
	Meghan Anderson (1998-99-00-01)	1
	Becky Preston (1998-99-00-01)	1
	Kori Saunders (1999-00-01-02)	1
	Kari Hogan (2002-03-04)	1
	Brittany Timko (2003-04-05-06)	1

## Shots

No.	Player	Shots
1.	Christine Latham (1999-00-01-02)	45
2.	Meghan Anderson (1998-99-00-01)	35
3.	Isabelle Morneau (1996-97-98-99)	16
	Kim Engesser (1997-98)	16
5.	Lindsay Eddleman (1996-97-98-99)	14
	Brittany Timko (2003-04-05-06)	14

## Shots on Goal

No.	Player (Years)	SOG
1.	Christine Latham (1999-00-01-02)	23
2.	Meghan Anderson (1998-99-00-01)	15
3.	Kim Engesser (1997-98)	13
4.	Isabelle Morneau (1996-97-98-99)	11
5.	Lindsay Eddleman (1996-97-98-99)	7
	Sharolta Nonen (1996-97-98-99)	7

## Games Played

No.	Player (Years)	Games
1.	Christine Latham (1999-00-01-02)	11
	Kori Saunders (1999-00-01-02)	11
3.	Jenny Benson (1996-97-99-00)	10
	Christine Gluck (1997-98-99-00)	10
	Meghan Anderson (1998-99-00-01)	10
	Becky Preston (1998-99-00-01)	10
	Kelly Rheem (1998-99-00-01)	10
	Shannon Tanaka (1998-99-00-01)	10

## Games Started

No.	Player (Years)	Starts
1.	Jenny Benson (1996-97-99-00)	10
	Meghan Anderson (1998-99-00-01)	10
3.	Isabelle Morneau (1996-97-98-99)	9
	Becky Preston (1998-99-00-01)	9
5.	Lindsay Eddleman (1996-97-98-99)	8

	Christine Gluck (1997-98-99-00)	8
	Karina LeBlanc (1997-98-99-00)	8
	Shannon Tanaka (1998-99-00-01)	8
	Kelly Rheem (1998-99-00-01)	8
	Christine Latham (1999-00-01-02)	8
	Kori Saunders (1999-00-01-02)	8
	Katie Bunkers (2002-03-04-05)	8

## Goals-Against Average

No.	Player (Years)	GAA
1.	Karina LeBlanc (1997-98-99-00)	0.60
2.	Rebecca Hornbacher (1996-97)	1.16
3.	Erin Miller (2000-01-02)	1.19
4.	Jamie Klages (2005-06)	1.50
5.	Brooke Bredenberg (2003)	1.99

## Goals Allowed

No.	Player (Years)	Goals
1.	Katie Wright (2003-04)	2
	Brittany Pfeil (2007-08)	2
2.	Jamie Klages (2005-06)	4
	Brooke Bredenberg (2003)	4
4.	Rebecca Hornbacher (1996-97)	5
	Karina LeBlanc (1997-98-99-00)	5

## Minutes in Goal

No.	Player (Years)	Minutes
1.	Karina LeBlanc (1997-98-99-00)	744
2.	Rebecca Hornbacher (1996-97)	388
3.	Erin Miller (2001-02)	451
4.	Jamie Klages (2005-06)	270
5.	Brooke Bredenberg (2003)	181

## Saves

No.	Player (Years)	Saves
1.	Erin Miller (2001-02)	37
2.	Karina LeBlanc (1997-98-99-00)	36
3.	Rebecca Hornbacher (1996-97)	17
	Jamie Klages (2005-06)	17
5.	Brooke Bredenberg (2003)	9

## Wins

No.	Player	Wins
1.	Karina LeBlanc (1997-98-99-00)	8
2.	Erin Miller (2001-02)	4
3.	Rebecca Hornbacher (1996-97)	3
4.	Brooke Bredenberg (2003)	1
	Jamie Klages (2005-06)	1

## Games Started in Goal

No.	Player (Years)	Starts
1.	Karina LeBlanc (1997-98-99-00)	8
2.	Erin Miller (2001-02)	5
3.	Rebecca Hornbacher (1996-97)	4
4.	Jamie Klages (2005-06)	3
5.	Brooke Bredenberg (2003)	2

## Games Played in Goal

No.	Player (Years)	Games
1.	Karina LeBlanc (1997-98-99-00)	8
2.	Erin Miller (2001-02)	5
3.	Rebecca Hornbacher (1996-97)	4
4.	Jamie Klages (2005-06)	3
5.	Brooke Bredenberg (2003)	2

# NEBRASKA NCAA TOURNAMENT RECORDS



## NCAA Tournament Results

Date	Game	Result
Nov. 13, 2005	vs. Portland	L, 2-3
Nov. 11, 2005	vs. Creighton	W, 1-0
Nov. 20, 2004	at Illinois	L, 1-2
Nov. 14, 2004	at Kansas	W, 2-1 (OT)
Nov. 12, 2004	vs. Oral Roberts	W, 3-0
Nov. 16, 2003	at Portland	L, 1-4
Nov. 14, 2003	vs. Washington	W, 2-1
Nov. 23, 2002	at Santa Clara	L, 2-3
Nov. 17, 2002	vs. Yale	W, 1-0
Nov. 15, 2002	vs. Hartford	W, 2-0
Nov. 24, 2001	at Portland	L, 0-4
Nov. 17, 2001	vs. Brigham Young	W, 3-0
Nov. 15, 2001	vs. Boston College	W, 5-0
Nov. 17, 2000	vs. Connecticut	L, 0-1
Nov. 11, 2000	vs. Richmond	W, 4-0
Nov. 28, 1999	vs. Notre Dame	T, 1-1 (4OT)
Nov. 21, 1999	vs. Texas A&M	W, 1-0
Nov. 14, 1999	vs. Minnesota	W, 5-0
Nov. 20, 1998	at Notre Dame	L, 1-2
Nov. 15, 1998	vs. Texas A&M	W, 7-0
Nov. 23, 1997	at Notre Dame	L, 0-6
Nov. 16, 1997	vs. Michigan	W, 5-1
Dec. 1, 1996	at Portland	L, 0-1
Nov. 24, 1996	vs. Duke	W, 3-0
Nov. 17, 1996	vs. Minnesota	W, 3-2 (4OT)

## NCAA Tournament Home Attendance

(Average: 1,203)

Date	Game	Attendance
Nov. 28, 1999	vs. Notre Dame	3,702
Nov. 14, 1999	vs. Minnesota	1,814
Nov. 17, 1996	vs. Minnesota	1,544
Nov. 21, 1999	vs. Texas A&M	1,413
Nov. 24, 1996	vs. Duke	1,038
Nov. 15, 2001	vs. Boston College	1,061
Nov. 15, 1998	vs. Texas A&M	974
Nov. 17, 2001	vs. Brigham Young	970
Nov. 16, 1997	vs. Michigan	668
Nov. 17, 2000	vs. Connecticut	661
Nov. 11, 2000	vs. Richmond	432
Nov. 11, 2005	vs. Creighton	848
Nov. 13, 2005	vs. Portland	517

## Game Records

### Points

No.	Player (Opponent, Year)	Points
1.	Kim Engesser (Michigan, 1997)	6
	Nikki Baker (Oral Roberts, 2004)	6
3.	Lindsay Eddleman (Michigan, 1997)	5
	Lindsay Eddleman (Texas A&M, 1998)	5
	Meghan Anderson (Minnesota, 1999)	5

### Goals

No.	Player (Opponent, Year)	Goals
1.	Kim Engesser (Michigan, 1997)	3
	Nikki Baker (Oral Roberts, 2004)	3
3.	Six Tied	2

### Assists

No.	Player (Opponent, Year)	Assists
1.	Becky Hogan (Michigan, 1997)	2
	Sharolta Nonen (Minnesota, 1999)	2
	Meghan Anderson (BYU, 2001)	2

### Shots

No.	Player (Opponent, Year)	Shots
1.	Lindsay Eddleman (Minnesota, 1996)	10
2.	Isabelle Morneau (Minnesota, 1996)	9



Lindsay Eddleman scored two of Nebraska's goals in a 7-0 win over Texas A&M at the Abbott Sports Complex in the 1998 NCAA Tournament. The Huskers eliminated the Aggies in both the 1998 and 1999 NCAA Tournaments.

3.	Christine Latham (Richmond, 2000)	8	
4.	Meghan Anderson (Minnesota, 1999)	7	
	Brittany Timko (Creighton, 2005)	7	
4.	vs. Richmond, 2000		4
	vs. Brigham Young, 2001		4

## Shots on Goal

No.	Player (Opponent, Year)	SOG
1.	Lindsay Eddleman (Minnesota, 1996)	4
	Lindsay Eddleman (Michigan, 1997)	4
3.	Nine Tied	3

## Minutes in Goal

No.	Player (Opponent, Year)	Minutes
1.	Karina LeBlanc (Notre Dame, 1999)	150:00
2.	Rebecca Hornbacher (Minnesota, 1996)	148:43
3.	Katie Wright (Kansas, 2004)	94:19

## Goalkeeper Saves

No.	Player (Opponent, Year)	Saves
1.	Rebecca Hornbacher (Duke, 1996)	10
	Rebecca Hornbacher (Minnesota, 1996)	10
	Karina LeBlanc (Notre Dame, 1998)	10
	Karina LeBlanc (Notre Dame, 1999)	10
	Jamie Klages (Portland, 2005)	10

## Team Points

No.	Opponent	Points
1.	vs. Texas A&M, 1998	20
2.	vs. Michigan, 1997	15
3.	vs. Minnesota, 1999	15
4.	vs. Boston College, 2001	13
5.	vs. Richmond, 2000	12

## Team Goals

No.	Opponent	Goals
1.	vs. Texas A&M, 1998	7
2.	vs. Michigan, 1997	5
	vs. Minnesota, 1999	5
	vs. Boston College, 2001	5
5.	vs. Connecticut, 2000	4

## Team Assists

No.	Opponent	Assists
1.	vs. Texas A&M, 1998	6
2.	vs. Michigan, 1997	5
	vs. Minnesota, 1999	5

## Team Fouls

No.	Opponent	Fouls
1.	vs. Minnesota, 1996	24
2.	at Notre Dame, 1998	22
3.	vs. Notre Dame, 1999	21
4.	vs. Michigan, 1997	19
	vs. Texas A&M, 1999	19

## Tournament Records Points

No.	Player (Year)	Points
1.	Nikki Baker (2004)	8
2.	Kim Engesser (1997)	6
	Meghan Anderson (1999)	6
	Christine Latham (2001)	6
	Christine Latham (2002)	6

## Goals

No.	Player (Year)	Goals
1.	Nikki Baker (2004)	4
2.	Kim Engesser (1997)	3
	Christine Latham (2001)	3
	Christine Latham (2002)	3
5.	Seven Tied	2

## Assists

No.	Player (Year)	Assists
1.	Meghan Anderson (2001)	3
2.	Becky Hogan (1997)	2
	Meghan Anderson (1999)	2
	Sharolta Nonen (1999)	2
	Kori Saunders (2001)	2

## Shots

No.	Player (Year)	Shots
1.	Lindsay Eddleman (1996)	15
2.	Christine Latham (2000)	13
3.	Isabelle Morneau (1996)	11
	Brittany Timko (2005)	11
5.	Meghan Anderson (1999)	10
	Christine Latham (2001)	10
	Christine Latham (2002)	10
	Nikki Baker (2004)	10

# NEBRASKA NCAA TOURNAMENT RECORDS

## Shots on Goal

No.	Player (Year)	SOG
1.	Lindsay Eddleman (1996)	7
2.	Christine Latham (2002)	6
	Nikki Baker (2004)	6
4.	Lindsay Eddleman (1997)	5
5.	Nine Tied	4

## Minutes in Goal

No.	Player (Year)	Minutes
1.	Karina LeBlanc (1999)	330:00
2.	Rebecca Hornbacher (1996)	328:43
3.	Katie Wright (2004)	274:19
4.	Erin Miller (2001)	270:00
	Erin Miller (2002)	270:00

## Goalkeeper Saves

No.	Player (Year)	Saves
1.	Rebecca Hornbacher (1996)	23
2.	Karina LeBlanc (1999)	20
	Katie Wright (2004)	20
4.	Erin Miller (2002)	19
5.	Karina LeBlanc (1998)	17
	Erin Miller (2001)	17

## Team Points

No.	Year	Points
1.	1998	23
	2001	23
3.	1999	21
4.	1997	15
	2004	15

## Team Goals

No.	Year	Goals
1.	1998	8
	2001	8
3.	1999	7
4.	1996	6
	2004	6

## Team Assists

No.	Year	Assists
1.	1998	7
	1999	7
	2001	7
4.	1997	5
5.	2000	4

## Team Fouls

No.	Year	Fouls
1.	1999	55
2.	2001	47
3.	1996	40
4.	2004	37
5.	1998	35

## Career Records Points

No.	Player (Years)	Points
1.	Meghan Anderson (1998-99-00-01)	14
	Christine Latham (1999-00-01-02)	14
3.	Lindsay Eddleman (1996-97-98-99)	13
4.	Nikki Baker (2002-03-04-05)	10
5.	Kim Engesser (1997-98)	9

## Goals

No.	Player (Years)	Goals
1.	Christine Latham (1999-00-01-02)	6
2.	Lindsay Eddleman (1996-97-98-99)	5
	Nikki Baker (2002-03-04-05)	5
4.	Kim Engesser (1997-98)	4
	Meghan Anderson (1998-99-00-01)	4

## Game-Winning Goals

No.	Player (Years)	GWG
1.	Christine Latham (1999-00-01-02)	3
2.	Nikki Baker (2002-03-04-05)	2
3.	Becky Hogan (1995-96-97-98)	1
	Kari Uppinghouse (1995-96-97)	1
	Lindsay Eddleman (1996-97-98-99)	1
	Lauren Tatum (1997-98-99-00)	1
	Meghan Anderson (1998-99-00-01)	1
	Becky Preston (1998-99-00-01)	1
	Najah Williams (1998-99-00-01)	1
	Breanna Boyd (1999-00-01-02)	1
	Jenna Cooper (2001-02-03)	1
	Brittany Timko (2003-05)	1

## Assists

No.	Player (Years)	Assists
1.	Meghan Anderson (1998-99-00-01)	6
2.	Becky Hogan (1995-96-97-98)	3
	Lindsay Eddleman (1996-97-98-99)	3
	Sharolta Nonen (1996-97-98-99)	3
	Kori Saunders (1999-00-01-02)	3

## Game-Winning Assists

No.	Player (Years)	GWA
1.	Lindsay Eddleman (1996-97-98-99)	2
2.	Tanya Franck (1994-96-97)	1
	Becky Hogan (1995-96-97-98)	1
	Sharolta Nonen (1996-97-98-99)	1
	Meghan Anderson (1998-99-00-01)	1
	Kori Saunders (1999-00-01-02)	1
	Kari Hogan (2002-03-04)	1
	Abby Penas (2003-04-05)	1

## Shots

No.	Player (Years)	Shots
1.	Christine Latham (1999-00-01-02)	39
2.	Lindsay Eddleman (1996-97-98-99)	31
3.	Meghan Anderson (1998-99-00-01)	27
4.	Nikki Baker (2002-03-04-05)	19
5.	Isabelle Morneau (1996-97-98-99)	17

## Shots on Goal

No.	Player (Years)	SOG
1.	Lindsay Eddleman (1996-97-98-99)	19
2.	Meghan Anderson (1998-99-00-01)	11
	Christine Latham (1999-00-01-02)	11
4.	Jenny Benson (1996-97-99-00)	9
	Nikki Baker (2002-03-04-05)	9

## Games Played

No.	Player (Years)	Games
1.	Breanna Boyd (1999-00-01-02)	11
	Christine Latham (1999-00-01-02)	11
	Kori Saunders (1999-00-01-02)	11
4.	Nine tied	10

## Games Started

No.	Player (Years)	Starts
1.	Jenny Benson (1996-97-99-00)	10
	Lindsay Eddleman (1996-97-98-99)	10
	Isabelle Morneau (1996-97-98-99)	10
	Meghan Anderson (1998-99-00-01)	10
	Nikki Baker (2002-03-04-05)	10
	Katie Bunkers (2002-03-04-05)	10
7.	Becky Preston (1998-99-00-01)	8
	Shannon Tanaka (1998-99-00-01)	8
	Christine Latham (1999-00-01-02)	8
	Kori Saunders (1999-00-01-02)	8
	Jenna Cooper (2001-02-03)	8

## Goals-Against Average

No.	Player (Years)	GAA
1.	Karina LeBlanc (1997-98-99-00)	0.64
2.	Erin Miller (2001-02)	1.17
3.	Jamie Klages (2005)	1.50
4.	Katie Wright (2003-04)	1.59
5.	Rebecca Hornbacher (1996-97)	1.62

## Goals Allowed

No.	Player (Years)	Goals
1.	Jamie Klages (2005)	3
2.	Karina LeBlanc (1997-98-99-00)	5
3.	Erin Miller (2001-02)	7
4.	Katie Wright (2003-04)	8
5.	Rebecca Hornbacher (1996-97)	9

## Minutes in Goal

No.	Player (Years)	Minutes
1.	Karina LeBlanc (1997-98-99-00)	700
2.	Erin Miller (2001-02)	540
3.	Rebecca Hornbacher (1996-97)	499
4.	Katie Wright (2003-04)	454
5.	Jamie Klages (2005)	180

## Saves

No.	Player (Years)	Saves
1.	Karina LeBlanc (1997-98-99-00)	48
2.	Erin Miller (2001-02)	36
3.	Katie Wright (2003-04)	35
4.	Rebecca Hornbacher (1996-97)	31
5.	Jamie Klages (2005)	13

## Wins

No.	Player (Years)	Wins
1.	Karina LeBlanc (1997-98-99-00)	4
	Erin Miller (2001-02)	4
3.	Rebecca Hornbacher (1996-97)	3
	Katie Wright (2003-04)	3
5.	Jamie Klages	1

## Games Started in Goal

No.	Player (Years)	Starts
1.	Karina LeBlanc (1997-98-99-00)	7
2.	Erin Miller (2001-02)	6
3.	Rebecca Hornbacher (1996-97)	5
	Katie Wright (2003-04)	5
5.	Jamie Klages (2005)	2

## Games Played in Goal

No.	Player (Years)	Games
1.	Karina LeBlanc (1997-98-99-00)	8
2.	Erin Miller (2001-02)	6
3.	Rebecca Hornbacher (1996-97)	5
	Katie Wright (2003-04)	5
5.	Jamie Klages (2005)	2

# COACHING HISTORY & RECORDS



## John Walker (1994-Present, 225-86-17, .712, 15 Seasons)

Season	Games	Record	Pct.	Big 12	Pct.	Finish	Big 12 Tourn.	NCAA Tourn.
1994	18	14-4-0	.778	N/A	.000	None	None	DNQ
1995	18	10-8-0	.556	N/A	.000	None	None	DNQ
1996	24	23-1-0	.958	9-0-0	1.000	First	2-0, First	2-1, Elite Eight
1997	22	18-4-0	.818	8-2-0	.800	Second	1-1, Second	1-1, Sweet 16
1998	22	17-4-1	.795	9-1-0	.900	Second	2-0, First	1-1, Sweet 16
1999	25	22-1-2	.920	10-0-0	1.000	First	3-0, First	2-1, Elite Eight
2000	24	22-2-0	.917	9-1-0	.900	First	3-0, First	1-1, Sweet 16
2001	23	17-5-1	.761	8-1-1	.850	Second	1-1, Semifinals	2-1, Sweet 16
2002	25	16-6-3	.700	6-3-1	.650	Third	3-0, First	2-1, Sweet 16
2003	22	13-8-1	.614	6-4-0	.600	Fourth	1-1, Semifinals	1-1, Second Rd.
2004	23	14-9-0	.609	6-4-0	.600	Fifth	0-1, First Round	2-1, Sweet 16
2005	23	14-8-1	.630	6-3-1	.650	Second	1-1, Semifinals	1-1, Second Rd.
2006	20	10-7-3	.575	4-5-1	.450	Fifth	0-1, First Round	DNQ
2007	19	5-10-4	.368	1-8-1	.150	Tied 10th	DNQ	DNQ
2008	20	10-9-1	.525	6-4-0	.600	Sixth	0-1, First Round	DNQ
Totals	328	225-86-17	.712	58-36-5	.611	3 Titles	17-7, 5 Titles	15-10



### Nebraska Assistant Coaches

Marty Everding	1994-2006	13 Seasons
Stacy Messer	1994	One Season
Megan Skinner	1995-2004	10 Seasons
Ann Cook	2005-2006	Two Seasons
Wally Crittenden	2007-present	Third Season
Michelle Demko	2007-present	Third Season

## Nebraska Home Field Records

### Team Records

<b>Points</b> .....	<b>39</b>
Nebraska 11, Arkansas-Little Rock 0, Aug. 27, 2000	
<b>Goals</b> .....	<b>11</b>
Nebraska 11, Loyola-Chicago 0, Sept. 25, 1998	
Nebraska 11, Arkansas-Little Rock 0, Aug. 27, 2000	
Nebraska 11, Drury 0, Sept. 3, 2000	
<b>Assists</b> .....	<b>17</b>
Nebraska 11, Arkansas-Little Rock 0, Aug. 27, 2000	
<b>Goalkeeper Saves</b> .....	<b>12</b>
vs. Texas, Oct. 4, 2002	
<b>Shots</b> .....	<b>60</b>
vs. Iowa State, Oct. 6, 1995	
<b>Shots on Goal</b> .....	<b>30</b>
vs. Arkansas-Little Rock, Aug. 27, 2000	
<b>Shots Allowed</b> .....	<b>29</b>
vs. Notre Dame, Nov. 28, 1999	
<b>Shots on Goal Allowed</b> .....	<b>16</b>
vs. Texas, Oct. 4, 2002	
<b>Fewest Shots Allowed</b> .....	<b>0</b>
vs. Iowa State, Oct. 6, 1995	
vs. Oklahoma, Aug. 30, 1996	
vs. Oral Roberts, Sept. 3, 1999	
vs. Belmont, Sept. 6, 2002	
<b>Corner Kicks</b> .....	<b>27</b>
vs. Belmont, Sept. 6, 2002	
vs. Murray State, Sept. 21, 2003	
<b>Fouls</b> .....	<b>26</b>
vs. Colorado, Sept. 29, 2006	

<b>Margin of Victory</b> .....	<b>11</b>
Nebraska 11, Loyola-Chicago 0, Sept. 25, 1998	
Nebraska 11, Arkansas-Little Rock 0, Aug. 27, 2000	
Nebraska 11, Drury 0, Sept. 3, 2000	
<b>Both Teams Attendance</b> .....	<b>4,830</b>
vs. North Carolina, Aug. 30, 2002	
<b>Points</b> .....	<b>42</b>
vs. Colorado (NU 36), Oct. 13, 1996	
<b>Goals</b> .....	<b>12</b>
vs. Colorado (W, 10-2), Oct. 13, 1996	
<b>Assists</b> .....	<b>18</b>
vs. Colorado (NU 16), Oct. 13, 1996	
<b>Goalkeeper Saves</b> .....	<b>21</b>
vs. Minnesota (NU 10), Nov. 17, 1996	
<b>Shots</b> .....	<b>60</b>
vs. Iowa State (NU 60), Oct. 6, 1995	
<b>Shots on Goal</b> .....	<b>30</b>
vs. Arkansas-Little Rock (NU 30), Aug. 27, 2000	
<b>Corner Kicks</b> .....	<b>27</b>
vs. Minnesota (NU 19), Nov. 17, 1996	
vs. Belmont (NU 27), Sept. 6, 2002	
vs. Murray State (NU 27), Sept. 21, 2003	
<b>Fouls</b> .....	<b>41</b>
vs. Minnesota (NU 24), Nov. 17, 1996	
<b>Longest Game</b> .....	<b>150:00</b>
vs. Notre Dame, Nov. 28, 1999	

## Nebraska Soccer Field Firsts

<b>First Game</b> .....	<b>Aug. 26, 2005</b>
Nebraska 3, Minnesota 1	
<b>First Nebraska Win</b> .....	<b>Aug. 26, 2005</b>
Nebraska 3, Minnesota 1	
<b>First Nebraska Loss</b> .....	<b>Sept. 9, 2005</b>
Colorado College 1, Nebraska 0	
<b>First Nebraska Tie</b> .....	<b>Aug. 25, 2006</b>
Nebraska 1, Wright State 1	
<b>First Nebraska Shutout</b> .....	<b>Aug. 28, 2005</b>
Nebraska 4, UAB 0	
<b>First Shutout</b> .....	<b>Aug. 28, 2005</b>
Nebraska 4, UAB 0	
<b>First Goal</b> .....	<b>Aug. 26, 2005</b>
Nikki Baker, Nebraska	
<b>First Assist</b> .....	<b>Aug. 26, 2005</b>
Tanya Dennis and Abby Penas, Nebraska	
<b>First Hat Trick</b> .....	<b>None</b>
<b>First Big 12 Game</b> .....	<b>Sept. 30, 2005</b>
Nebraska 0, Kansas 0 (2OT)	
<b>First NCAA Tournament Game</b> .....	<b>Nov. 11, 2005</b>
Nebraska 1, Creighton 0	

## Nebraska Soccer Field Records

<b>Team Records</b>	
<b>Points</b> .....	<b>13</b>
Nebraska 4, UAB 0, Aug. 28, 2005	
Nebraska 4, Drake 1, Sept. 10, 2006	
<b>Goals</b> .....	<b>5</b>
Nebraska 5, Saint Louis 1, Sept. 21, 2007	
<b>Assists</b> .....	<b>5</b>
Nebraska 4, UAB 0, Aug. 28, 2005	
Nebraska 4, Drake 1, Sept. 10, 2006	
<b>Goalkeeper Saves</b> .....	<b>10</b>
vs. Portland, Nov. 13, 2005	
<b>Shots</b> .....	<b>30</b>
Nebraska 2, Texas Tech 1, Oct. 8, 2006	
<b>Shots on Goal</b> .....	<b>17</b>
Nebraska 4, UAB 0, Aug. 28, 2005	
<b>Shots Allowed</b> .....	<b>33</b>
vs. Portland, Nov. 13, 2005	
<b>Shots on Goal Allowed</b> .....	<b>14</b>
vs. Portland, Nov. 13, 2005	
<b>Fewest Shots Allowed</b> .....	<b>4</b>
vs. UAB, Aug. 28, 2005	
vs. UC Irvine, Sept. 18, 2005	
<b>Corner Kicks</b> .....	<b>16</b>
vs. Drake, Sept. 10, 2006	
<b>Fouls</b> .....	<b>26</b>
vs. Colorado, Sept. 29, 2006	
<b>Margin of Victory</b> .....	<b>4</b>
Nebraska 4, UAB 0, Aug. 28, 2005	
Nebraska 4, TCU 0, Sept. 27, 2006	
Nebraska 5, Saint Louis 1, Sept. 21, 2007	
<b>Attendance</b> .....	<b>1,021</b>
Nebraska 3, Minnesota 1, Aug. 26, 2005	

# ALL-TIME RESULTS

(1994-2008)

#—Denotes a Big 12 Tournament Game  
@—Denotes an NCAA Tournament Game

Opponent (last meeting)	W-L-T
Year Result Site	Score
<b>Alabama (1996)</b>	<b>1-0-0</b>
1996 W H	2-0
<b>Alabama-Birmingham (2005)</b>	<b>2-0-0</b>
2005 W H	4-0
2001 W H	2-1
<b>Arizona (2001)</b>	<b>3-1-0</b>
2001 W H	4-2
1995 L H	1-2
1994 W A	3-1
1994 W N	2-1
<b>Arkansas (1997)</b>	<b>2-0-0</b>
1997 W H	8-0
1995 W A	3-0
<b>Arkansas-Little Rock (2000)</b>	<b>1-0-0</b>
2000 W H	11-0
<b>Baker University (1994)</b>	<b>1-0-0</b>
1994 W H	4-0
<b>Baylor (2008)</b>	<b>12-5-0</b>
2008 L A	0-1
2007 L H	1-4
2006 W H	2-1
2005 W A	1-0
2004 L H	3-4
2003 L A	1-2
2002 W A	4-0
2001 W N#	5-1
2001 W H	4-0
2000 W N	4-0
2000 W A	3-0
1999 W N#	7-1
1999 W H	1-0
1998 L A	0-1
1997 W N#	4-1
1997 W H	2-0
1996 W A	2-1
<b>Belmont (2002)</b>	<b>1-0-0</b>
2002 W H	7-0
<b>Brigham Young (2001)</b>	<b>3-0-0</b>
2001 W H@	3-0
2001 W H	2-0
1995 W H	2-0
<b>Boston College (2001)</b>	<b>1-0-0</b>
2001 W H@	5-0
<b>Central Michigan (2006)</b>	<b>0-1-0</b>
2006 L H	1-2
<b>Clemson (1999)</b>	<b>1-0-1</b>
1999 T A	0-0 (2 OT)
1998 W H	4-1
<b>College of St. Mary (1994)</b>	<b>1-0-0</b>
1994 W H	5-1
<b>Colorado (2008)</b>	<b>7-5-2</b>
2008 L A#	0-1
2008 L H	1-2
2007 L A	0-4
2006 T H	1-1
2005 W A	2-1
2004 L H	0-2
2003 L A	1-3
2002 W H	4-0
2001 T A	1-1
2000 W H	4-0
1999 W A	9-0
1998 W H	1-0
1997 W A	5-1
1996 W H	10-2
<b>Colorado College (2005)</b>	<b>2-1-0</b>
2005 L H	0-1
1996 W H	5-2
1994 W A	2-1
<b>Connecticut (2000)</b>	<b>2-1-0</b>
2000 L H	0-1
2000 W A	2-0
1999 W H	4-1
<b>Creighton (2005)</b>	<b>4-3-1</b>
2005 W H@	1-0
2004 W A	3-2
2004 W H	4-2
2002 T H	1-1
2000 W H	2-0
1995 L H	0-1
1994 L A	0-1 (2OT)


1994 L H	1-3
<b>Dartmouth (2000)</b>	<b>1-0-0</b>
2000 W N	2-0
<b>Denver (1999)</b>	<b>1-0-0</b>
1999 W H	2-0
<b>DePaul (2003)</b>	<b>2-0-0</b>
2003 W H	1-0
1997 W H	4-1
<b>Drake (2008)</b>	<b>2-0-2</b>
2008 T H	0-0 (2OT)
2007 T A	1-1 (2OT)
2006 W H	4-0
2002 W H	4-0
<b>Drury (2000)</b>	<b>1-0-0</b>
2000 W H	11-0
<b>Duke (2003)</b>	<b>3-1-0</b>
2003 L N	1-3
1997 W A	5-0
1996 W H@	3-0
1996 W A	3-1
<b>Eastern Illinois (2004)</b>	<b>1-0-0</b>
2004 W H	4-0
<b>Evansville (2001)</b>	<b>1-0-0</b>
2001 W H	5-1
<b>Florida (2008)</b>	<b>1-2-1</b>
2008 L A	1-6
2007 T H	1-1 (2OT)
2002 L A	0-1
2000 W H	7-2
<b>Florida State (1995)</b>	<b>1-0-0</b>
1995 W H	6-0
<b>Georgia (2007)</b>	<b>0-1-0</b>
2007 L N	1-2
<b>Hartford (2002)</b>	<b>1-0-0</b>
2002 W N@	2-0
<b>Illinois (2005)</b>	<b>0-2-0</b>
2005 L A	0-1
2004 L A@	1-2
<b>Indiana State (2002)</b>	<b>1-0-0</b>
2002 W H	2-0
<b>Iowa (2006)</b>	<b>2-0-0</b>
2006 W H	1-0
2003 W H	3-0
<b>Iowa State (2008)</b>	<b>11-2-1</b>
2008 W A	3-1
2007 T H	2-2 (2OT)
2006 L A	3-2 (OT)
2005 L H	0-2
2004 W A	3-2
2003 W H	5-1
2002 W A	2-0
2001 W H	4-0
2000 W A	2-0
1999 W H	7-0
1998 W H	4-2
1997 W H	7-0
1996 W A	6-0
1995 W H	4-0
<b>Kansas (2008)</b>	<b>13-3-2</b>
2008 W H	2-1 (2OT)
2007 L A	1-3
2006 L H	0-1
2005 W N#	3-1
2005 T H	0-0 (2OT)
2004 W A@	2-1 (OT)
2004 W A	1-0
2003 L H	0-1
2002 W N#	2-1
2002 T A	1-1
2001 W H	2-0
2000 W N#	4-0
2000 W A	3-0
1999 W H	8-1
1998 W A	1-0
1997 W H	6-0
1996 W A	2-0
1995 W H	8-1
<b>Kentucky (1999)</b>	<b>2-0-0</b>
1999 W A	5-1
1997 W H	3-0
<b>Lamar (2007)</b>	<b>1-0-0</b>
2007 W A	4-0
<b>Loyola-Chicago (1998)</b>	<b>3-0-0</b>
2006 W H	3-2
1998 W H	11-0
1995 W H	4-2

<b>Loyola Marymount (1996)</b>	<b>1-0-0</b>
1996 W H	9-1
<b>Marquette (1994)</b>	<b>1-0-0</b>
1994 W H	2-1
<b>Memphis (2002)</b>	<b>1-0-0</b>
2002 W H	3-0
<b>Michigan (2003)</b>	<b>1-1-1</b>
2003 T N	1-1 (2OT)
1997 W H@	5-1
1994 L N	0-2
<b>Minnesota (2005)</b>	<b>5-0-0</b>
2005 W H	3-1
2000 W A	4-0
1999 W H@	5-0
1997 W H	3-1
1996 W H@	3-2 (4OT)
<b>Mississippi State (2003)</b>	<b>1-0-0</b>
2003 L W	1-0
<b>Missouri (2008)</b>	<b>15-2-0</b>
2008 W H	3-2 (2OT)
2007 L A	1-3
2006 W A	2-0
2005 W H	3-1
2004 W A	2-1 (2OT)
2003 L N#	2-3
2003 W H	3-1
2002 W A	4-0
2001 W H	5-1
2000 W A	2-0
1999 W N#	2-1
1999 W H	5-1
1998 W N#	4-0
1998 W A	3-1
1997 W H	4-0
1996 W N#	2-1
1996 W A	8-2
<b>Missouri State (2007)</b>	<b>3-0-0</b>
2007 W H	2-1
2000 W H	5-0
1998 W H	7-0
<b>Montana (2004)</b>	<b>2-0-0</b>
2004 W H	2-1
1994 W A	2-1 (2OT)
<b>Murray State (2003)</b>	<b>1-0-0</b>
2003 W H	2-0
<b>North Carolina (2004)</b>	<b>0-2-1</b>
2004 L H	0-1
2003 L A	0-6
2002 T H	1-1
<b>North Dakota State (2008)</b>	<b>1-0-0</b>
2008 W H	3-0
<b>North Texas (2006)</b>	<b>1-0-0</b>
2006 W H	3-2
<b>Northern Colorado (2004)</b>	<b>1-0-0</b>
2004 W H	7-0
<b>Northern Iowa (2001)</b>	<b>1-0-0</b>
2001 W H	3-1
<b>Northwestern (2008)</b>	<b>2-1-0</b>
2008 L A	4-3
2007 W H	2-0
1995 W H	4-0
<b>Notre Dame (2001)</b>	<b>0-3-1</b>
2001 L A	0-1
1999 T H@	1-1 (4 OT)
1998 L A@	1-2
1997 L A@	0-6
<b>Oakland (2008)</b>	<b>1-0-0</b>
2008 W H	3-2 (OT)
<b>Oklahoma (2008)</b>	<b>11-2-0</b>
2008 W A	1-0
2007 W H	1-0
2006 W A	1-0
2005 W H	2-1
2004 L A	0-1
2003 W H	2-1 (OT)
2002 W H	1-0
2001 W A	2-0
2000 L H	1-2
1999 W A	3-1
1998 W H	7-0
1997 W A	7-0
1996 W H	8-0
<b>Oklahoma State (2008)</b>	<b>9-4-0</b>
2008 L A	1-2
2007 L H	0-1
2006 L A	0-2
2005 W H	3-2

2004 W A	2-0
2003 W H	3-2
2002 L H	1-2
2001 W A	3-1
2000 W H	6-1
1999 W A	10-0
1998 W H	4-0
1997 W A	4-1
1996 W H	6-0
<b>Oral Roberts (2005)</b>	<b>6-0-0</b>
2005 W A	6-0
2004 W N@	3-0
1999 W H	6-0
1996 W H	5-0
1995 W A	3-0
1994 W H	2-0
<b>Pacific (2004)</b>	<b>0-1-0</b>
2004 L H	1-2
<b>Park College (1994)</b>	<b>1-0-0</b>
1994 W H	4-1
<b>Portland (2005)</b>	<b>1-7-1</b>
2005 L H@	2-3
2003 L A@	1-4
2002 L A	0-4
2001 L A@	0-4
2001 L A	0-3
1999 W H	3-2 (2OT)
1998 T H	1-1 (2OT)
1996 L A@	0-1
1995 L A	0-3
<b>Purdue (2005)</b>	<b>2-1-0</b>
2005 L A	1-2
2004 W H	3-0
2000 W H	4-1
<b>Rice (2005)</b>	<b>1-0-0</b>
2005 W H	3-1
<b>Richmond (2000)</b>	<b>1-0-0</b>
2000 W H	4-0
<b>Saint Louis (2008)</b>	<b>1-1-0</b>
2008 L A	0-1
2007 W H	5-1
<b>San Diego (1997)</b>	<b>1-0-0</b>
1997 W H	5-0
<b>San Diego State (2007)</b>	<b>1-0-1</b>
2007 T H	0-0 (2OT)
2005 W H	3-2
<b>Santa Clara (2002)</b>	<b>0-2-0</b>
2002 L A@	2-3
1999 L N	1-2
<b>Stanford (2004)</b>	<b>2-2-0</b>
2004 L H	0-1
1999 W A	2-1
1998 W H	3-0
1994 L N	2-4
<b>Stephen F. Austin (2008)</b>	<b>1-0-0</b>
2008 W H	2-1
<b>Southern California (2001)</b>	<b>3-1-0</b>
2001 W A	3-2
1998 W A	2-0
1997 W H	2-1
1995 L A	0-4
<b>Southern Methodist (1996)</b>	<b>1-1-0</b>
1996 W A	2-0
1995 L H	1-3
<b>Teikyo Westmar (1994)</b>	<b>1-0-0</b>
1994 W H	7-1
<b>Tennessee (2007)</b>	<b>0-1-0</b>
2007 L N	0-2
<b>Texas (2008)</b>	<b>9-9-0</b>
2008 W H	2-1
2007 L A	1-2
2006 L N#	L, 0-1
2006 L H	1-2
2005 L A	0-1 (OT)
2004 L N#	0-2
2004 W H	4-3
2003 L A	2-3 (2OT)
2002 W N#	2-1
2002 L H	0-4
2001 L A	1-2
2000 W H	4-0
1999 W A	3-0
1998 W H	2-1
1997 L A	0-1
1996 W H	1-0
1995 W H	3-2
1994 W A	3-1

<b>Texas A&amp;M (2008)</b>	<b>13-11-0</b>
2008 L A	0-2
2007 L H	4-1
2006 L A	0-2
2005 L N#	2-4
2005 L A	0-4
2004 L H	1-2
2003 W N#	2-1 (OT)
2003 W A	2-1
2002 W N#	1-0
2002 L H	2-3
2001 L N#	2-3
2001 W A	4-2
2000 W N#	4-1
2000 W H	2-1
1999 W H@	1-0
1999 W A	1-0
1998 W H@	7-0
1998 W N#	3-2 (3OT)
1998 W H	2-0
1997 L N#	1-3
1997 L A	0-1
1996 W N#	1-0 (2OT)
1996 W H	1-0
1995 L A	0-2
<b>Texas Christian (2006)</b>	<b>3-0-0</b>
2006 W H	4-0
1996 W N	4-0
1994 W H	6-0
<b>Texas Tech (2008)</b>	<b>14-1-0</b>
2008 W H	3-0
2007 L A	1-2
2006 W H	2-1
2005 W A	4-1
2004 W H	3-0
2003 W A	3-1
2002 W A	4-0
2001 W H	8-1
2000 W A	4-1
1999 W N#	10-1
1999 W H	1-0
1998 W A	7-0
1997 W H	5-0
1996 W A	2-0
1994 W N	3-0
<b>Tulsa (1999)</b>	<b>2-0-0</b>
1999 W H	9-0
1996 W H	4-0
<b>UAB (2008)</b>	<b>1-0-0</b>

# YEAR-BY-YEAR RESULTS



## 1994 (14-4-0)

No Conference Affiliation  
Final National Rank: Unranked  
Home: 7-1-0 Away: 5-1-0 Neutral: 2-2-0

Date	Opp. (NU/Opp.Rk)	Result	Att.
9/6	Creighton (I)	L, 1-3	423
9/9	&Arizona (I)	W, 2-1	75
9/11	at Montana (I)	W, 2-1 (20T)	645
9/16	Baker (I)	W, 4-0	207
9/18	Park College (I)	W, 4-1	207
9/27	at Creighton (21)	L, 0-1 (20T)	337
9/30	^Teikyo Westmar (I)	W, 7-1	327
10/5	at College of St. Mary (I)	W, 5-1	134
10/7	Oral Roberts (I)	W, 2-0	233
10/9	Marquette (I)	W, 2-1	227
10/14	TCU (I)	W, 6-0	226
10/16	Wisconsin (I)	W, 2-0	206
10/21	at Colorado College (I)	W, 2-1	303
10/23	*Stanford (3)	L, 2-4	112
10/28	at Texas (I)	W, 3-1	180
10/30	\$Michigan (I)	L, 0-2	100
11/5	#Texas Tech (I)	W, 3-0	56
11/6	at Arizona (I)	W, 3-1	352

Season Score: 50-19  
Corner Kicks: NU-103, Opponents-57  
Fouls: NU-313, Opponents-250  
Yellow Cards: NU-13, Opponents-8  
Red Cards: NU-0, Opponents-0  
Home Attendance: 2,056; Average: 257  
Home Games in Bold at Whittier Field  
^—Home Game in Bold at Abbott Sports Complex  
&—at Missoula, Mont.; \*—at Colorado Springs, Colo.;  
\$—at Austin, Texas; #—at Tucson, Ariz.

## 1995 (10-8-0)

No Conference Affiliation  
Final National Rank: Unranked  
Home: 8-3-0 Away: 2-4-0 Neutral: 0-1-0

Date	Opp. (NU/Opp.Rk)	Result	Att.
9/3	Creighton (I)	L, 0-1	1,100
9/8	Arizona (I)	L, 1-2	250
9/10	Loyola-Chicago (I)	W, 4-2	202
9/16	*at Portland (14)	L, 0-3	939
9/17	*Washington (I)	L, 1-5	213
9/22	Kansas (I)	W, 8-1	157
9/24	Wyoming (I)	W, 8-0	275
9/29	at Oral Roberts (I)	W, 3-0	30
10/1	at Arkansas (I)	W, 3-0	442
10/6	Iowa State (I)	W, 4-0	216
10/8	Florida State (I)	W, 6-0	261
10/13	Northwestern (I)	W, 4-0	472
10/15	SMU (4)	L, 1-3	532
10/18	at Texas A&M (110)	L, 0-2	367
10/20	BYU (I)	W, 2-0	288
10/22	Texas (I)	W, 3-2	323
10/27	at USC (I)	L, 0-4	200
10/30	at UCLA (21)	L, 0-1 (20T)	100

Season Score: 48-26  
Corner Kicks: NU-140, Opponents-46  
Fouls: NU-233, Opponents-181  
Yellow Cards: NU-5, Opponents-5  
Red Cards: NU-0, Opponents-0  
Home Attendance: 4,076; Average: 371  
Home Games in Bold at Abbott Sports Complex  
\*—at adidas Invite in Portland, Ore.

## 1996 (23-1-0)

Big 12 Record (Place): 9-0-0 (1st)  
Big 12 Tournament (Place): 2-0-0 (1st)  
Final National Rank: 6th  
Home: 13-0-0 Away: 7-1-0 Neutral: 3-0-0

Date	Opp. (NU/Opp.Rk)	Result	Att.
8/30	Oklahoma (25/)	W, 8-0	1,075
9/1	at Iowa State (25/)	W, 6-0	300
9/8	at Duke (25/6)	W, 3-1	600
9/13	Oral Roberts (12/)	W, 5-0	821
9/15	Loyola Marymount (12/)	W, 9-1	411
9/20	Colorado College (13/)	W, 5-2	511
9/22	Vanderbilt (13/)	W, 3-2 (20T)	561
9/27	Texas (10/)	W, 1-0	616
9/29	Texas A&M (10/6)	W, 1-0	1,129
10/4	Tulsa (6/)	W, 4-0	1,029
10/6	Alabama (6/)	W, 2-0	977
10/11	Oklahoma St. (6/)	W, 6-0	1,187

## 10/13 Colorado (6/)

W, 10-2 1,378  
10/18 at Missouri (6/) W, 8-2 203  
10/20 at Kansas (6/) W, 2-0 376  
10/25 at Baylor (5/) W, 2-1 768  
10/27 at Texas Tech (5/) W, 2-0 121  
11/2 \*vs. TCU (5/) W, 4-0 95  
11/3 \*at SMU (5/) W, 2-0 247  
11/9 %Missouri (5/) W, 2-1 N/A  
11/10 %Texas A&M (5/7) W, 1-0 (20T) N/A  
11/17 #Minnesota (5/) W, 3-2 (40T) 1,544  
11/24 #Duke (5/) W, 3-0 1,038  
12/1 #at Portland (5/3) L, 0-1 3,960  
Season Score: 92-15  
Corner Kicks: NU-182, Opponents-52  
Fouls: NU-302, Opponents-230  
Yellow Cards: NU-14, Opponents-11  
Red Cards: NU-0, Opponents-1  
Home Attendance: 12,277; Average: 944  
Home Games in Bold at Abbott Sports Complex  
\*—at SMU Puma Classic, Dallas, Texas; %—at  
Big 12 Tournament, St. Louis, Mo.; #—NCAA  
Tournament Game

## 1997 (18-4-0)

Big 12 Record (Place): 8-2-0 (2nd)  
Big 12 Tournament (Place): 1-1-0 (2nd)  
Final National Rank: 7th  
Home: 12-0-0 Away: 5-3-0 Neutral: 1-1-0

Date	Opp. (NU/Opp.Rk)	Result	Att.
8/29	DePaul (6/)	W, 4-1	1,220
8/31	USC (6/)	W, 2-1	776
9/5	at Colorado (6/)	W, 5-1	975
9/7	at Vanderbilt (6/14)	W, 2-0	821
9/12	at Texas (5/)	L, 0-1	525
9/14	at Texas A&M (5/9)	L, 0-1	1,368
9/18	Iowa State (11/)	W, 7-0	712
9/21	Arkansas (11/)	W, 8-0	665
9/26	Baylor (10/)	W, 2-0	932
9/28	Texas Tech (10/)	W, 5-0	652
10/3	Missouri (10/)	W, 4-0	828
10/5	Kansas (10/)	W, 6-0	811
10/10	San Diego (10/)	W, 5-0	972
10/12	Kentucky (10/)	W, 3-0	348
10/20	at Duke (10/4)	W, 5-0	100
10/24	at Oklahoma St. (10/)	W, 4-1	237
10/26	at Oklahoma (10/)	W, 7-0	127
11/2	Minnesota (7/10)	W, 3-1	502
11/7	%Baylor (7/)	W, 4-1	875
11/9	%Texas A&M (7/5)	L, 1-3	2,100
11/16	#Michigan (7/15)	W, 5-1	668
11/23	#at Notre Dame (7/2)	L, 0-6	909

Season Score: 82-18  
Corner Kicks: NU-130, Opponents-49  
Fouls: NU-250, Opponents-229  
Yellow Cards: NU-9, Opponents-15  
Red Cards: NU-0, Opponents-0  
Home Attendance: 9,086; Average: 757  
Home Games in Bold at Abbott Sports Complex  
%—at Big 12 Tournament, San Antonio, Texas;  
#—NCAA Tournament Game

## 1998 (17-4-1)

Big 12 Record (Place): 9-1-0 (2nd)  
Big 12 Tournament (Place): 2-0-0 (1st)  
Final National Rank: 10th  
Home: 10-1-1 Away: 5-3-0 Neutral: 2-0-0

Date	Opp. (NU/Opp.Rk)	Result	Att.
9/4	UW-Milwaukee (8/)	L, 1-2 (20T)	1,267
9/11	&Clemson (24/8)	W, 4-1	1,742
9/13	&Stanford (24/20)	W, 3-0	748
9/18	at UCLA (17/25)	L, 1-5	600
9/20	at USC (17/)	W, 2-0	570
9/23	at Iowa State (21/)	W, 4-2	250
9/25	Loyola-Chicago (21/)	W, 11-0	652
9/27	SW Missouri St. (21/)	W, 7-0	603
10/2	Texas A&M (19/12)	W, 2-0	343
10/4	Texas (19/)	W, 2-1	389
10/9	Portland (13/7)	T, 1-1	1,279
10/11	Colorado (13/)	W, 1-0	1,079
10/16	at Kansas (12/)	W, 1-0	363
10/18	at Missouri (12/)	W, 3-1	432
10/23	Oklahoma (10/)	W, 7-0	837
10/25	Oklahoma State (10/)	W, 4-0	1,149
10/30	at Texas Tech (9/)	W, 7-0	181
11/1	at Baylor (9/16)	L, 0-1	616
11/6	%Texas A&M (17/)	W, 3-2 (30T)	739
11/8	%Missouri (17/)	W, 4-0	1,478

## 11/15 #Texas A&M (13/)

W, 7-0 974  
11/20 #at Notre Dame (13/4) L, 1-2 714  
Season Score: 76-18  
Corner Kicks: NU-196, Opponents-47  
Fouls: NU-286, Opponents-285  
Yellow Cards: NU-18, Opponents-9  
Red Cards: NU-3, Opponents-0  
Home Attendance: 11,062; Average: 922  
Home Games in Bold at Abbott Sports Complex  
&—Husker Fila Invitational Game; %—at Big 12  
Tournament, San Antonio, Texas; #—NCAA  
Tournament

## 1999 (22-1-2)

Big 12 Record (Place): 10-0-0 (1st)  
Big 12 Tournament (Place): 3-0 (1st)  
Final National Rank: 5th  
Home: 12-0-1 Away: 7-0-1 Neutral: 3-1-0

Date	Opp. (NU/Opp.Rk)	Result	Att.
8/27	Texas Tech (8/)	W, 1-0	1,229
8/29	Baylor (8/17)	W, 3-0	803
9/3	Oral Roberts (8/)	W, 6-0	1,102
9/5	at Kentucky (8/)	W, 5-1	413
9/10	&Connecticut (6/12)	W, 4-1	1,789
9/12	&Portland (6/19)	W, 3-2 (0T)	1,851
9/17	at Stanford (3/22)	W, 2-1	1,033
9/19	vs. Santa Clara (3/1)	L, 1-2	789
9/24	Tulsa (4/)	W, 9-0	1,359
9/25	at Clemson (4/18)	T, 0-0 (20T)	665
10/1	at Texas A&M (4/8)	W, 1-0	2,757
10/3	at Texas (4/)	W, 3-0	553
10/8	Denver (4/)	W, 2-0	1,117
10/10	at Colorado (4/)	W, 9-0	1,550
10/15	Kansas (4/)	W, 8-1	1,372
10/17	Missouri (4/18)	W, 5-1	1,234
10/22	at Oklahoma (4/)	W, 3-1	221
10/24	at Oklahoma State (4/)	W, 10-0	254
10/29	Iowa State (4/)	W, 7-0	1,089
11/3	%Texas Tech (4/)	W, 10-1	278
11/4	%Baylor (4/22)	W, 7-1	820
11/6	%Missouri (4/25)	W, 2-1	2,980
11/14	#Minnesota (4/1)	W, 5-0	1,814
11/21	#Texas A&M (4/1)	W, 1-0	1,413
11/28	#Notre Dame (4/5)	T, 1-1 (40T)	3,702

Season Score: 108-14  
Corner Kicks: NU-253, Opponents-59  
Fouls: NU-327, Opponents-316  
Yellow Cards: NU-22, Opponents-17  
Red Cards: NU-0, Opponents-1  
Home Attendance: 19,874; Average: 1,529  
Home Games in Bold at Abbott Sports Complex  
&—Husker Fila Invitational Game; %—at Big 12  
Tournament, San Antonio, Texas; #—NCAA  
Tournament

## 2000 (22-2-0)

Big 12 Record (Place): 9-1-0 (1st)  
Big 12 Tournament (Place): 3-0 (1st)  
Final National Rank: 9th  
Home: 11-2-0 Away: 7-0-0 Neutral: 4-0-0

Date	Opp. (NU/Opp.Rk)	Result	Att.
8/25	at Minnesota (5/)	W, 4-0	882
8/27	Arkansas-Little Rock (5/)	W, 11-0	618
8/29	SW Missouri St. (5/)	W, 5-0	582
9/3	Drury (5/)	W, 11-0	1,137
9/8	Florida (3/)	W, 7-2	1,524
9/10	Purdue (3/24)	W, 4-1	645
9/15	&vs. Dartmouth (3/)	W, 2-0	176
9/17	&at Connecticut (3/20)	W, 2-0	1,466
9/22	at Baylor (3/)	W, 3-0	307
9/24	Creighton (3/)	W, 2-0	823
9/29	at Missouri (3/24)	W, 2-0	887
10/1	at Kansas (3/)	W, 4-0	384
10/6	Texas (3/)	W, 4-0	623
10/8	Texas A&M (3/14)	W, 2-1	748
10/13	Oklahoma State (2/)	W, 6-2	621
10/15	Oklahoma (2/)	L, 1-2	1,013
10/20	Colorado (4/)	W, 4-0	1,440
10/22	at Texas Tech (4/)	W, 4-1	163
10/27	at Iowa State (3/)	W, 2-0	526
11/1	%vs. Kansas (3/)	W, 4-0	210
11/3	%vs. Baylor (3/)	W, 4-0	752
11/4	%vs. Texas A&M (3/9)	W, 4-1	2,247
11/11	#Richmond (2/)	W, 4-0	432
11/17	#Connecticut (2/13)	L, 0-1	661

Season Score: 95-10  
Corner Kicks: NU-265, Opponents-41  
Fouls: NU-304, Opponents-278

Yellow Cards: NU-20, Opponents-20  
Red Cards: NU-1, Opponents-2  
Home Attendance: 10,876; Average: 836  
Home Games in Bold at Abbott Sports Complex  
&—UConn Classic; %—at Big 12 Tournament, San  
Antonio, Texas; #—NCAA Tournament Game

## 2001 (17-5-1)

Big 12 Record (Place): 8-1-1 (2nd)  
Big 12 Tournament (Place): 1-1 (Semifinals)  
Final National Rank: 12th  
Home: 12-0-0 Away: 4-4-1 Neutral: 1-1-0

Date	Opp. (NU/Opp.Rk)	Result	Att.
8/31	Arizona (5/)	W, 4-2	1,253
9/2	Alabama-Birmingham (5/)	W, 2-1	1,334
9/9	at USC (4/)	W, 3-2	258
9/21	Northern Iowa (3/)	W, 3-1	947
9/23	Evansville (3/)	W, 5-1	934
9/25	at Notre Dame (3/4)	L, 0-1	668
9/28	Baylor (3/)	W, 4-0	1,145
10/5	Missouri (5/)	W, 5-1	1,005
10/7	Kansas (5/)	W, 2-0	689
10/12	at Texas (4/20)	L, 1-2	2,121
10/14	at Texas A&M (4/10)	W, 4-2	1,754
10/17	Brigham Young (5/)	W, 2-0	562
10/19	at Oklahoma State (5/)	W, 3-1	837
10/21	at Oklahoma (5/)	W, 2-0	641
10/23	at Portland (4/10)	L, 0-3	620
10/26	at Colorado (4/)	T, 1-1	325
10/28	Texas Tech (4/)	W, 8-1	651
11/2	Iowa State (11/)	W, 4-0	1,196
11/8	%Baylor (11/)	W, 5-1	947
11/9	%Texas A&M (11/8)	L, 2-3	2,066
11/15	#Boston College (11/)	W, 5-0	1,061
11/17	#Brigham Young (11/)	W, 3-0	970
11/24	#at Portland (11/5)	L, 0-4	1,991

Season Score: 68-27  
Corner Kicks: NU-187, Opponents-49  
Fouls: NU-319, Opponents-265  
Yellow Cards: NU-15, Opponents-17  
Red Cards: NU-0, Opponents-0  
Home Attendance: 11,747; Average: 979  
Home Games in Bold at Abbott Sports Complex  
%—at Big 12 Tournament, San Antonio, Texas;  
#—NCAA Tournament Game

## 2002 (16-6-3)

Big 12 Record (Place): 6-3-1 (3rd)  
Big 12 Tournament (Place): 3-0 (1st)  
Final National Rank: 13th  
Home: 7-3-2 Away: 4-3-1 Neutral: 5-0-0

Date	Opp. (NU/Opp.Rk)	Result	Att.
8/30	*North Carolina (10/2)	T, 1-1	4,830
9/1	*Wisconsin (10/)	W, 1-0	1,262
9/6	Belmont (7/)	W, 7-0	764
9/8	at Florida (7/)	L, 0-1	1,863
9/14	at Portland (15/17)	L, 0-4	1,730
9/17	Drake (19/)</		

# YEAR-BY-YEAR RESULTS

## 2003 (13-8-1)

Big 12 Record (Place): 6-4-0 (4th)  
Big 12 Tournament (Place): 1-1 (Semifinals)  
Final National Rank: 23rd  
Home: 8-1-0 Away: 3-5-0 Neutral: 2-2-1

Date	Opp. (NU/Opp.Rk)	Result	Att.
8/29	DePaul (12/)	W, 1-0	882
8/31	Iowa (12/)	W, 3-0	661
9/5	vs. Duke (14/10)	L, 1-3	100
9/7	at North Carolina (14/1)	L, 0-6	2,053
9/12	vs. Michigan (1/)	T, 1-1(2OT)	58
9/14	at Wisconsin (1/)	W, 2-1	539
9/19	Mississippi State (1/)	W, 1-0	852
9/21	Murray State (1/)	W, 2-0	417
9/26	Iowa State (1/)	W, 5-1	1,110
9/28	Missouri (1/)	W, 3-1	460
10/3	at Baylor (14/)	L, 1-2	537
10/5	at Texas Tech (14/)	W, 3-1	172
10/10	Oklahoma (22/18)	W, 2-1(2OT)	665
10/17	Oklahoma State (16/)	W, 3-2	696
10/19	Kansas (16/)	L, 0-1	765
10/24	at Texas A&M (22/9)	W, 2-1	3,586
10/26	at Texas (22/)	L, 2-3(2OT)	1,114
10/31	at Colorado (22/6)	L, 1-3	664
11/6	%Texas A&M (1/14)	W, 2-1(OT)	692
11/7	%Missouri (1/)	L, 2-3	412
11/14	#vs. Washington (21/)	W, 2-1	972
11/16	#at Portland (21/5)	L, 1-4	988

Season Score: 40-36  
Corner Kicks: NU-154, Opponents-82  
Fouls: NU-244, Opponents-189  
Yellow Cards: NU-12, Opponents-8  
Red Cards: NU-1, Opponents-0  
Home Attendance: 6,508; Average: 723  
Home Games in Bold at Abbott Sports Complex  
%-at Big 12 Tournament, San Antonio, Texas;  
#-NCAA Tournament Game

## 2004 (14-9-0)

Big 12 Record (Place): 6-4-0 (5th)  
Big 12 Tournament (Place): 0-1 (First Round)  
Final National Rank: 22nd  
Home: 7-6-0 Away: 6-2-0 Neutral: 1-1-0

Date	Opp. (NU/Opp.Rk)	Result	Att.
8/27	*North Carolina (1/)	L, 0-1	3,620
8/29	*Creighton (1/)	W, 4-2	790
9/3	Eastern Illinois (1/)	W, 4-0	548
9/5	Purdue (1/)	W, 3-0	293
9/10	Pacific (1/)	L, 1-2	513
9/12	Stanford (1/)	L, 0-1	482
9/17	Northern Colorado (1/)	W, 7-0	597
9/19	Montana (1/)	W, 2-1	456
9/21	at Creighton (1/)	W, 3-2	929
9/24	at Kansas (1/8)	W, 1-0	582
9/26	at Iowa State (1/)	W, 3-2	286
10/1	at Missouri (23/)	W, 2-1(2OT)	511
10/8	Texas (1/)	W, 4-3	1,008
10/10	Texas A&M (1/7)	L, 1-2	511
10/15	Texas Tech (1/)	W, 3-0	472
10/17	Baylor (1/)	L, 3-4	453
10/22	at Oklahoma State (1/)	W, 2-0	674
10/24	at Oklahoma (1/)	L, 0-1	346
10/29	Colorado (1/)	L, 0-2	1,006
11/3	%Texas (1/21)	L, 0-2	495
11/12	#vs. Oral Roberts (1/)	W, 3-0	147
11/14	#at Kansas (1/8)	W, 2-1(OT)	720
11/20	#at Illinois (1/9)	L, 1-2	1,046

Season Score: 49-29  
Corner Kicks: NU-148, Opponents-92  
Fouls: NU-232, Opponents-204  
Yellow Cards: NU-11, Opponents 11  
Red Cards: NU-0, Opponents-0  
Home Attendance: 10,749; Average: 827  
Home Games in Bold at Abbott Sports Complex  
\*-adidas Invite; %-at Big 12 Tournament, San Antonio, Texas; #-NCAA Tournament Game

## 2005 (14-8-1)

Big 12 Record (Place): 6-3-1 (2nd)  
Big 12 Tournament (Place): 1-1 (Semifinals)  
Final National Rank: 21st  
Home: 9-3-1 Away: 4-4-0 Neutral: 1-1-0

Date	Opp. (NU/Opp.Rk)	Result	Att.
8/26	Minnesota (17/)	W, 3-1	1,021
8/28	UAB (17/)	W, 4-0	467
9/2	at Illinois (17/13)	L, 0-1	854
9/6	San Diego St. (16/)	W, 3-2	310
9/9	Colorado College (16/)	L, 0-1	357

9/11	Rice (16/)	W, 3-1	467
9/16	at Purdue (19/)	L, 1-2	309
9/18	UC Irvine (19/)	W, 2-1	359
9/23	at Colorado (1/)	W, 2-1	901
9/30	Kansas (25/)	T, 0-0(2OT)	501
10/2	Missouri (25/)	W, 3-0	512
10/7	at Baylor (23/)	W, 1-0	476
10/9	at Texas A&M (23/18)	L, 0-4	2,598
10/14	at Oral Roberts (25/)	W, 6-0	478
10/16	at Texas (25/)	L, 0-1	1,185
10/21	Oklahoma (1/)	W, 2-1	417
10/23	Oklahoma State (1/)	W, 3-2	371
10/28	Iowa State (22/)	L, 0-2	557
10/30	at Texas Tech (1/)	W, 4-1	242
11/2	% vs. Kansas (1/)	W, 3-1	215
11/4	% vs. Texas A&M (1/10)	L, 2-4	1,223
11/11	#Creighton (1/)	W, 1-0	848
11/13	#Portland (1/1)	L, 2-3	517

Season Score: 45-29  
Corner Kicks: NU-169, Opponents-79  
Fouls: NU-269, Opponents-243  
Yellow Cards: NU-10, Opponents 16  
Red Cards: NU-0, Opponents-0  
Home Attendance: 6,704; Average: 515  
Home Games in Bold at Nebraska Soccer Field  
%-at Big 12 Tournament, San Antonio, Texas;  
#-NCAA Tournament Game

## 2006 (10-7-3)

Big 12 Record (Place): 4-5-1 (5th)  
Big 12 Tournament (Place): 0-1 (First Round)  
Final National Rank: None  
Home: 8-3-3 Away: 2-3-0 Neutral: 0-1-0

Date	Opp. (NU/Opp.Rk)	Result	Att.
8/25	Wright State (1/)	T, 1-1(2OT)	493
9/1	Wisconsin (1/)	T, 2-2(2OT)	455
9/3	Iowa (1/)	W, 1-0	427
9/8	North Texas (1/)	W, 3-2	537
9/10	Drake (1/)	W, 4-1	551
9/12	Western Carolina (1/)	W, 1-0(2OT)	352
9/15	Central Michigan (1/)	L, 1-2	349
9/17	TCU (1/)	W, 4-0	402
9/22	at Missouri (1/16)	W, 2-0	1,065
9/24	at Iowa State (1/)	L, 2-3(2OT)	307

9/29	Colorado (11/)	T, 1-1(2OT)	452
10/1	Kansas (1/)	L, 0-1	436
10/6	Baylor (1/)	W, 2-1(OT)	285
10/8	Texas Tech (1/)	W, 2-1	302
10/13	at Texas A&M (1/8)	L, 0-2	4,287
10/15	Texas (1/14)	L, 1-2	351
10/20	at Oklahoma State (1/10)	L, 0-2	911
10/22	at Oklahoma (1/)	W, 1-0	251
10/25	Loyola-Chicago (1/)	W, 3-2	304
11/1	%Texas (1/12)	L, 0-1(OT)	318

Season Score: 31-24  
Corner Kicks: NU-146, Opponents-82  
Fouls: NU-273, Opponents-217  
Yellow Cards: NU-23, Opponents 17  
Red Cards: NU-1, Opponents-0  
Home Attendance: 5,693; Average: 406  
Home Games in Bold at Nebraska Soccer Field  
%-at Big 12 Tournament, San Antonio, Texas

## 2007 (5-10-4)

Big 12 Record (Place): 1-8-1 (11th)  
Big 12 Tournament (Place): DNQ;  
Final National Rank: None  
Home: 4-3-3 Away: 1-5-1 Neutral: 0-2-0

Date	Opp. (NU/Opp.Rk)	Result	Att.
9/2	Northwestern (1/)	W, 2-0	518
9/5	at Drake (1/)	T, 1-1(2OT)	215
9/7	Missouri State (1/)	W, 2-1	418
9/9	San Diego State (1/)	T, 0-0(2OT)	386
9/14	*Tennessee (1/13)	L, 0-2	672
9/16	*Georgia (1/17)	L, 1-2	440
9/21	Saint Louis (1/)	W, 5-1	437
9/23	Florida (1/12)	T, 1-1(2OT)	465
9/28	Oklahoma (1/)	W, 1-0	563
9/30	Oklahoma State (1/16)	L, 0-1	572
10/5	at Colorado (1/)	L, 0-4	956
10/7	at Texas (1/2)	L, 1-2	825
10/12	at Lamar (1/)	W, 4-0	236
10/14	at Texas Tech (1/)	L, 1-2	218
10/19	Baylor (1/)	L, 1-4	391
10/21	Texas A&M (1/3)	L, 1-4	426
10/26	at Kansas (1/)	L, 1-3	546
10/28	at Missouri (1/15)	L, 1-3	627
11/2	Iowa State (1/)	T, 2-2(2OT)	517

Season Score: 25-33  
Corner Kicks: NU-90, Opponents-89  
Fouls: NU-246, Opponents-212  
Yellow Cards: NU-7, Opponents 9  
Red Cards: NU-1, Opponents-0  
Home Attendance: 4,693; Average: 469  
Home Games in Bold at Nebraska Soccer Field  
\*-USC Tournament

## 2008 (10-9-1)

Big 12 Record (Place): 6-4-0 (6th)  
Big 12 Tournament (Place): 0-1 (First Round)  
Final National Rank: None  
Home: 8-2-1 Away: 2-6-0 Neutral: 0-1-0

Date	Opp. (NU/Opp.Rk)	Result	Att.
8/22	at Northwestern (1/)	L, 3-4	351
8/29	UC Riverside (1/)	L, 0-1	668
8/31	at Florida (1/22)	L, 1-6	800
9/5	at Saint Louis (1/)	L, 0-1	602
9/7	UAB (1/)	W, 3-0	472
9/14	Oakland (1/)	W, 3-2(OT)	489
9/16	Drake (1/)	T, 0-0(2OT)	336
9/19	North Dakota State (1/)	W, 3-0	441
9/21	Stephen F. Austin (1/)	W, 2-1	476
9/26	Kansas (2/5)	W, 2-1(2OT)	470
9/28	Missouri (1/)	W, 3-2(2OT)	605
10/3	Texas (1/8)	W, 2-1	896
10/5	at Baylor (1/)	L, 0-1	261
10/10	at Texas A&M (1/7)	L, 0-2	3,285
10/17	Colorado (1/15)	L, 1-2	507
10/19	Texas Tech (1/)	W, 3-0	525
10/24	at Oklahoma (1/)	W, 1-0	315
10/26	at Oklahoma State (1/9)	L, 1-2	777
10/31	at Iowa State (1/)	W, 3-1	433
11/5	%Colorado (1/16)	L, 0-1	205

Season Score: 31-28  
Corner Kicks: NU-129, Opponents-71  
Fouls: NU-188, Opponents-202  
Yellow Cards: NU-9, Opponents 9  
Red Cards: NU-0, Opponents-1  
Home Attendance: 5,885; Average: 535  
Home Games in Bold at Nebraska Soccer Field  
%-at Big 12 Tournament, San Antonio, Texas



Nebraska won the 1999 Big 12 Tournament with a 2-1 win over Missouri in the championship game and went on to post a 22-1-2 record for the season, including an appearance in the Sweet 16 of the NCAA Tournament.

# ALL-TIME LETTERWINNERS



Player (Pos., Uniform #, Hometown/H.S.)	Letters	GP/GS	G	A	Pts.
Allen, Savannah (D, #28, Grand Island, Neb./Grand Island)	2007	10/0	1	0	2
Anderson, Meghan (MF, #22, Omaha, Neb./Burke)	1998-99-00-01	94/94	48	50	146
		See GK Stats			
Andrews, Sasha (D, #20, Edmonton, Alberta/Harry Alulay)	2004-05	66/65	9	6	24
Baker, Nikki (F/D, #16, Bixby, Okla./Bixby)	2002-03-04-05	91/81	30	8	68
Bantnor, Laura (D, #15, Omaha, Neb./Gross)	1994	7/2	0	0	0
Benson, Jenny (MF/D, #8, Huntington Beach, Calif./Marina)	1996-97-99-00	92/91	26	47	99
Berkshire, Julie (F/MF, #24, Omaha, Neb./Westside)	2006-07-08	35/0	3	1	7
		See GK Stats			
Bevins, Katrena (MF/F, #2, Omaha, Neb./Millard South)	1994	18/2	4	0	8
Bigham, Andi (MF/F, #8, Omaha, Neb./Marian)	1995	16/0	2	2	6
Boswell, Danielle (MF/F, #16, Fresno, Calif./Bullard)	1994	18/18	13	0	26
Boyd, Breanna (D, #20, Calgary, Alberta/Sir Winston Churchill)	1999-00-01-02	93/71	12	5	29
Bredenberg, Brooke (MF/GK, #33, Champlin Park, Minn./Champlin Park)	2001-02-03-04	74/52	8	5	21
		See GK Stats			
Brennan, Stephanie (MF, #3, Cedar Rapids, Iowa/IFK)	1994	28/17	1	0	2
Brown, Heather (D, #20, Cobourg, Ontario/East)	1995-96-97-98	66/47	0	1	1
Bruch, Jessie (MF/F, #8, St. Louis, Mo./Nerinx Hall)	2003-05-06-07	73/72	22	5	49
Bunkers, Katie (D, #14, Sioux Falls, S.D./O'Gorman)	2002-03-04-05	89/78	2	1	5
Caniglia, Anna (D, #20, Omaha, Neb./Millard North)	2006-07-08	59/59	5	5	15
Cardona, Alexa (F, #20, Lincoln, Neb./Pius X)	2007	19/3	2	3	7
Carey, Danica (MF/F, #2, San Diego, Calif./University)	1998-99-00-01	79/16	6	9	21
Carter, Ashley (F, #18, Omaha, Neb./Marian)	2003	20/17	6	3	15
Cooper, Jenna (F/D, #3, Louisville, Ky./Sacred Heart Academy)	2001-02-03	70/69	4	25	33
De Vitis, Erica (MF, #7, Irvine, Calif./Santa Margarita)	1995-96	42/42	5	11	21
Dennis, Tanya (F/D, #11, Brampton, Ontario/St. Marguerite D'Youville)	2003-04-05-06	64/62	4	8	16
Denomme, Michelle (GK, #0, London, Ontario/Catholic Central)	1995-96	See GK Stats			
Dickerson, Shannon (MF, #16, Highlands Ranch, Colo./ThunderRidge)	2006-08	18/11	1	1	3
Dudley, Alison (GK, #0, Omaha, Neb./Millard South)	1994	See GK Stats			
Eddleman, Lindsay (F, #13, Lakewood, Colo./Bear Creek)	1996-97-98-99	88/88	50	27	127
Eilman, Brianna (MF, #31, Omaha, Neb./Westside)	2008	10/0	0	0	0
Engesser, Kim (F, #2, Huntington Beach, Calif./Ocean View)	1997-98	44/44	53	10	116
Erdkamp, Jackie (GK, #00, LaVista, Neb./Papillion-LaVista)	1998	See GK Stats			
Fitzgerald, Vern (MF, #12, Lincoln, Neb./East)	2002-03-04-05	76/56	6	8	20
Fox, Helen (F/D, #8, Guelph, Ontario/St. James)	2001-02	18/0	0	0	0
Franck, Tanya (D/MF, #4, Toronto, Ontario/Earl Haig)	1994-95-97	64/64	10	6	26
Fulmer, Michaela (F, #21, Lee's Summit, Mo./O'Hara)	2007-08	37/3	5	4	14
Gay, Kristen (MF, #11, Garland, Texas/Naaman Forest)	1995-96-97-98	86/80	22	17	61
Gluck, Christine (D, #3, Chino, Calif./Don Lugo)	1997-98-99-00	92/91	3	8	14
Goetzmann, Colleen (MF, #4, Omaha, Neb./Millard North)	2007-08	39/28	1	1	3
Goetzmann, Katie (MF, #5, Omaha, Neb./Millard North)	2008	20/2	1	2	4
Goodell, Jessie (F/MF, #13, Durango, Colo./Durango)	2005-06	41/7	2	5	9
Goosen, Brittany (D, #23, Olathe, Kan./Olathe South)	2007-08	38/38	1	1	3
Greco, Julie (F, #16, Omaha, Neb./Marian)	1997-98	35/1	8	1	17
Greenwood, Lindsey (F/MF, #16, Bettendorf, Iowa/Pleasant Valley)	2000-01	46/0	6	7	19
Harms, Christy (F/D, #9, Blue Springs, Mo./Blue Springs)	2000-01-02-03	79/58	18	8	44
Haxton, Kelly (F/D, #5, Calgary, Alberta/Dr. E.P. Scarlett)	2000-01-02	58/11	8	4	20
Haynes, Iman (D/F, #36, Denver, Colo./Kent Denver)	2001-02-03	57/7	6	2	14
Henry, Marie-Claude (F/D, #17, St. Hyacinthe, Quebec/Marie-Victorin)	2000-01	20/1	1	0	2
Herbrik, Tara (F, #5, Port Coquitlam, B.C./Terry Fox)	1994	18/18	5	2	12
Hogan, Becky (MF/F, #18, West Jordan, Utah/West Jordan)	1995-96-97-98	82/80	17	22	56
Hogan, Kari (MF, #4, Lakewood, Colo./Wheat Ridge)	2002-03-04	69/40	3	13	19
Hornbacher, Rebecca (GK, #1, Ralston, Neb./Ralston)	1996-97	See GK Stats			
Hungerford, Meghan (F, #13, Manhattan, Kan./Manhattan)	2004-05-07	29/4	2	0	4
Iacchelli, Selenia (MF, #9, Edmonton, Alberta/National Sport)	2005-06-07-08	77/66	9	9	27
Isenhower, Lauren (F, #77, Lenexa, Kan./Shawnee Mission NW)	2005-07-08	48/19	2	3	7
Ingram, Lindsey (MF, #6, Littleton, Colo./Chatfield)	2001-02-03-04	80/65	7	10	24
Jamani, Aysha (F, #14, Calgary, Alberta/National Sport)	2005-06-07-08	72/67	15	11	41
Jensen, Kellie (D, #31, Leawood, Kan./Blue Valley West)	2005-06	40/4	0	0	0
Jones, Brooke (F/MF, #18, Overland Park, Kan./Olathe East)	1999-00	31/0	5	4	14
Karakusis, Pam (MF, #7, Littleton, Colo./Columbine)	2002-03	41/29	1	2	4
Kenny, Brigid (F, #5, North Platte, Neb./North Platte)	2004	7/0	0	0	0
Kirchner, McKensie (D, #1, Omaha, Neb./Millard North)	2005-06-07	22/1	0	1	1
Klages, Jamie (GK, #6, Coronado, Calif./Coronado)	2005-06	See GK Stats			
Lamale, Leah (GK/F, #1, West Des Moines, Iowa/Valley)	1999-00-01-02	21/0	1	2	2
		See GK Stats			
Lanier, Britney (F, #12, Carrollton, Texas/Trinity Christian Academy)	2006-07-08	56/16	2	2	6

## NU Letterwinners by Number

<b>00...</b>	
Erdkamp, Jackie	1998
Pfeil, Brittany	2007-08
<b>0...</b>	
Dudley, Alison	1994
Denomme, Michelle	1995-96
Sulprizio, Ashley	2001
<b>1...</b>	
Hornbacher, Rebecca	1996-97
LeBlanc, Karina	1997-98-99-00
Lamale, Leah	1999-00-01-02
Wright, Katie	2003-04
Kirchner, McKensie	2006-07
<b>2...</b>	
Bevins, Katrena	1994
Nelsen, Jill	1996
Engesser, Kim	1997-98
Carey, Danica	1998-99-00-01
Scace, Aly	2002-03-04
Powell, Shay	2006-07-08
<b>3...</b>	
Brennan, Stephanie	1994
Gluck, Christine	1997-98-99-00
Cooper, Jenna	2001-03
<b>4...</b>	
Franck, Tanya	1994-96-97
Williams, Najah	1998-99-00-01
Hogan, Kari	2002-03-04
Schoen, Danielle	2005-06
Goetzmann, Colleen	2007-08
<b>5...</b>	
Herbrik, Tara	1994
Smith, Sandy	1995-96-97-98
Haxton, Kelly	2000-01-02
Kenny, Brigid	2004
Wicker, Jacy	2006
Goetzmann, Katie	2008
<b>6...</b>	
Ritterbush, Kristina	1994-95
Nonen, Sharolta	1996-97-98
Wolf, Lacey	2000
Ingram, Lindsey	2001-02-03-04
Klages, Jamie	2005-06
Slapper, Blair	2008
<b>7...</b>	
De Vitis, Erica	1995-96
Tatum, Lauren	1997-98-99-00
Karakusis, Pam	2002-03
Raber, Sari	2004-06-07-08
<b>8...</b>	
Bigham, Andi	1995
Benson, Jenny	1996-97-99-00
Fox, Helen	2001-02
Bruch, Jessie	2003-05-06-07
Thomas, Molly	2008
<b>9...</b>	
Sieczkowski, Brenda	1994-95
Morneau, Isabelle	1996-97-98-99
Harms, Christy	2000-01-02-03
Schroff, Kaile	2004
Iacchelli, Selenia	2005-06-07-08
<b>10...</b>	
Vacek, Stephanie	1994-95-96-97
Rheem, Kelly	1998-99-00-01
Richardson, Amber	2002-03
Sadusky, Jetta	2004
Kirchner, McKensie	2005
Peetz, Carly	2006-07-08
<b>11...</b>	
Gay, Kristen	1995-96-97-98
Latham, Christine	1999-00-01-02
Dennis, Tanya	2003
Mills, Jessica	2007-08
<b>12...</b>	



# ALL-TIME LETTERWINNERS

## Player (Pos., Uniform #, Hometown/H.S.)

Player (Pos., Uniform #, Hometown/H.S.)	Letters	GP/GS	G	A	Pts.
Latham, Christine (F, #11, Calgary, Alberta/Lord Beaverbrook)	1999-00-01-02	94/75	69	29	167
LeBlanc, Karina (GK, #1, Maple Ridge, B.C./Maple Ridge)	1997-98-99-00	See GK Stats			
Lokanc, Ali (F/MF/D, #18, San Diego, Calif./Patrick Henry)	2006	13/3	0	1	1
Miller, Erin (GK/F, #15, Sioux Falls, S.D./Washington)	2000-01-02	See GK Stats			
Mills, Jessica (GK, #11, Houston, Texas/Clear Lake)	2007-08	See GK Stats			
Morneau, Isabelle (D, #9, Longueuil, Quebec/Edouard-Montpetit)	1996-97-98-99	91/91	24	22	70
Nelsen, Jill (MF, #2, Newport Beach, Calif./Newport Harbor)	1996	19/0	2	2	6
Nonen, Sharolta (D, #6, Vancouver, B.C./Kitsilano)	1996-97-98-99	93/69	9	35	53
Officer, Lynne (D, #12, Omaha, Neb./Millard North)	1995-96-97	45/0	1	4	6
Peetz, Carly (D, #10, Lincoln, Neb./Pius X)	2006-07-08	59/59	5	4	14
Penas, Abby (F, #22, Grand Island, Neb./Grand Island)	2003-04-05-07	73/23	1	2	4
Pfeil, Brittany (GK, #00, Norfolk, Neb./Norfolk)	2007-08	See GK Stats			
Phillips, Paige (F/MF, #21, Omaha, Neb./Millard North)	2000-01-02	74/20	3	9	15
Poehling, Lindsay (D, #19, Elkhorn, Neb./Elkhorn)	2006-07-08	58/57	0	4	4
Powell, Shay (F, #2, Dallas, Texas/Lutheran)	2006-07-08	54/36	13	6	32
Preston, Becky (F/D, #12, Omaha, Neb./Burke)	1998-99-00-01	94/73	13	18	44
Raber, Sari (D/F, #7, Richmond, B.C./McMath)	2004-06-07-08	77/67	8	8	24
Ratliff, Kim (D/F, #17, Omaha, Neb./Millard South)	1994-95-96	60/23	9	3	21
Rheem, Kelly (F, #10, Littleton, Colo./Arapahoe)	1998-99-00-01	93/65	29	35	93
Richardson, Amber (MF, #10, LaVista, Neb./Papillion-LaVista)	2002-03	12/0	0	0	0
Riley, Jamie (F, #13, Centerville, Utah/Viewmont)	1994-95	33/28	10	14	34
Ritterbush, Kristina (D, #6, Albuquerque, N.M./Sandia)	1994-95	36/31	5	3	13
Sadusky, Jetta (F, #10, Littleton, Colo./Columbine)	2004	22/5	1	0	2
Sanchez, Jamie (D, #13, Lincoln, Neb./Lutheran)	2008	5/0	0	0	0
Saunders, Kori (MF/F, #13, Overland Park, Kan./St. Teresa's, Mo.)	1999-00-01-02	86/63	27	20	74
Scace, Aly (MF, #2, Talala, Okla./Oolagah-Talala)	2002-03-04-05	72/55	1	3	5
Schoen, Danielle (F, #4, Albuquerque, N.M./La Cueva)	2005-06	28/1	0	0	0
Schroff, Kaile (MF, #9, Lincoln, Neb./East)	2004	6/0	0	0	0
Sieczkowski, Brenda (D, #9, Omaha, Neb./Duchesne Academy)	1994-95	32/32	0	0	0
Slapper, Blair (D, #6, Prairie Village, Kan./Shawnee Mission East)	2008	14/0	0	0	0
Smith, Sandy (MF, #5, Huntington Beach, Calif./Huntington Beach)	1995-96-97-98	75/16	1	15	17
Sulprizio, Ashley (GK, #0, Gardnerville, Nev./Douglas)	2001	0/0	0	0	0
Tanaka, Shannon (MF, #14, Calgary, Alberta/Henry Wise Wood)	1998-99-00-01	93/72	13	14	40
Tatum, Lauren (MF/F, #7, Baton Rouge, La./Scotlandville)	1997-98-99-00	82/43	11	12	34
Tenn, Ashley (MF, #24, Visalia, Calif./Redwood)	2003	21/6	3	0	6
Thomas, Molly (F, #8, Omaha, Neb./Millard North)	2008	20/18	5	1	11
Timko, Brittany (MF, #17, Coquitlam, B.C./Centennial)	2003-04-05-06	71/68	41	42	124
Uppinghouse, Kari (MF, #15, Littleton, Colo./Arapahoe)	1995-96-97	64/64	42	20	104
Vacek, Stephanie (D, #10, Papillion, Neb./Papillion-LaVista)	1994-95-96-97	80/79	8	11	27
Walsh, Amy (MF, #17, St. Bruno, Quebec/Richelieu Valley)	1997-98-99	63/42	14	8	36
Wehrman, Dixie (MF, #12, Derby, Kan./Derby)	1994	11/0	1	1	3
White, Anna (MF, #91, Warrensburg, Mo./Warrensburg)	2007-08	36/24	2	1	5
White, Jaclyn (F, #27, Torrance, Calif./Bishop Montgomery)	2007-08	21/1	1	0	2
Wicker, Jacy (MF/F, #5, Colleyville, Texas/Colleyville Heritage)	2006	19/11	0	0	0
Williams, Najah (F/D, #4, Phoenix, Ariz./Xavier)	1998-99-00-01	84/22	13	10	36
Willrett, Anne (F, #18, Omaha, Neb./Marian)	2001	21/0	0	2	2
Woolf, Lacey (MF/F, #6, Urbandale, Iowa/Urbandale)	2000	12/0	2	0	4
Wright, Katie (GK, #1, Mission Viejo, Calif./Mission Viejo)	2003-04	See GK Stats			
Wright, Tanya (MF/D, #14, Welland, Ontario/Centennial)	1994-95-97	55/36	9	6	24
Zuniga, Andrea (F, #17, Omaha, Neb./Burke)	2007	5/0	0	0	0

## NU Letterwinners by Number

Wehrman, Dixie	1994
Officer, Lynne	1995-96-97
Preston, Becky	1998-99-00-01
Fitzgerald, Vern	2002-03-04
Lanier, Brittny	2006-07-08
13...	
Riley, Jamie	1994-95
Eddleman, Lindsay	1996-97-98-99
Saunders, Kori	1999-00-01-02
Hungerford, Meghan	2004-05-07
Sanchez, Jamie	2008
14...	
Wright, Tanya	1994-95-97
Tanaka, Shannon	1998-99-00-01
Bunkers, Katie	2002-03-04-05
Jamani, Aysha	2006-07-08
15...	
Bantnor, Laura	1994
Uppinghouse, Kari	1995-96-97
Miller, Erin	2000-01-02
Goodell, Jessie	2005-06
16...	
Boswell, Danielle	1994
Greco, Julie	1997-98
Greenwood, Lindsey	2000-01
Baker, Nikki	2002-03-04-05
Dickerson, Shannon	2006-08
17...	
Ratliff, Kim	1994-95-96
Walsh, Amy	1997-98-99
Henry, Marie-Claude	2000-01
Timko, Brittany	2003-04-05-06
Zuniga, Andrea	2007
18...	
Hogan, Becky	1995-96-97-98
Jones, Brooke	1999-00
Willrett, Anne	2001
Carter, Ashley	2003
Lokanc, Ali	2006
19...	
Poehling, Lindsay	2006-07-08
20...	
Brown, Heather	1995-96-97-98
Boyd, Breanna	1999-00-01-02
Andrews, Sasha	2004-05
Caniglia, Anna	2006-07-08
21...	
Phillips, Paige	2000-01-02
Jamani, Aysha	2005
Fulmer, Michaela	2007-08
22...	
Anderson, Meghan	1998-99-00-01
Penas, Abby	2003-04-05-07
23...	
Goosen, Brittany	2007-08
24...	
Tenn, Ashley	2003
Berkshire, Julie	2006-07-08
26...	
Dennis, Tanya	2004-05-06
27...	
White, Jaclyn	2007-08
28...	
Allen, Savannah	2007
30...	
Cardona, Alexa	2007
31...	
Jensen, Kellie	2005-06
Eilman, Brianna	2008
33...	
Bredenber, Brooke	2001-02-03-04
36...	
Haynes, Iman	2001-02-03
77...	
Isenhower, Lauren	2005-07-08
91...	
White, Anna	2007-08

## Goalkeeper Statistics

Player	GP/GS	Saves	Minutes	GA	GAA	Sho	Record
Anderson, Meghan	3/1	10	144	1	0.33	1	1-0-0
Berkshire, Julie	4/0	0	21	1	4/37	0	0-0-0
Bredenber, Brooke	18/17	77	1,556	24	1.39	2.5	11-6-1
Denomme, Michelle	27/17	61	1,754	23	1.18	7	10-7-0
Dudley, Alison	18/18	57	1,528	17	1.00	5	14-4-0
Erdkamp, Jackie	2/1	7	116	3	2.33	0	0-1-0
Hauser, Michelle	14/1	6	326	7	1.93	9	0-1-0
Hornbacher, Rebecca	46/46	141	3,660	26	0.64	25	41-5-0
Klages, Jamie	39/39	156	3,617	46	1.10	10	21-14-4
Lamale, Leah	9/0	4	244	3	1.11	1.5	0-0-0
LeBlanc, Karina	80/69	206	6,308	38	0.54	45.5	60-6-3
Miller, Erin	57/48	239	4,396	48	0.98	21	33-11-4
Mills, Jessica	24/22	89	1,933	42	1.95	3	5-13-4
Pfeil, Brittany	23/17	62	1,694	18	0.95	3	10-6-1
Wright, Katie	31/28	143	2,561	43	1.51	8.5	16-11-0